

# EcoLite™

Leader in LED Lighting

## 2025 LIGHTING SPECIFIER CATALOG





EcoLite is dedicated to providing consultative selling, deep lighting expertise, and a proactive partnership with its customers. Take advantage of EcoLite’s 85-year history of project-based lighting engineering and cutting-edge LED technology to make your next project a success.

Concentrating on ‘best in class’ LED technology, design, R&D, and quality control, EcoLite helps reduce energy costs, maintenance costs, and minimizes landfill waste with fewer lamp replacements. Our industry-leading 10 year, 50,000 hour non-prorated warranty will give you peace of mind that your investment in quality lighting will perform year after year.

Learn more by emailing [info@ecoliteled.com](mailto:info@ecoliteled.com) or visiting [www.ecoliteled.com](http://www.ecoliteled.com).



---

## TABLE OF CONTENTS

---

Area & Parking Fixtures . . . . .	3
Corn Retrofit Lamps . . . . .	9
Downlight & Pendant Fixtures . . . . .	11
Exit Signage & Emergency . . . . .	14
Flat Panel & Troffer Fixtures . . . . .	16
Flood & Security Fixtures . . . . .	19
Gas Station & Canopy Fixtures . . . . .	23
Hazardous Location Fixtures . . . . .	26
High Bay Fixtures . . . . .	32
Landscaping, In-Ground & Wall Washer Fixtures . . .	38
LED Replacement Tubes, Linear LED Strip /Pendant, & Vapor Tight Fixtures . . . . .	42
Sports Lighting & High Mast Fixtures . . . . .	47
Street Lighting . . . . .	51
Wall Packs, Bulkheads & Bollards . . . . .	53

# AREA & PARKING FIXTURES

EcoLite LED Area Lighting provides excellent illumination solutions to parking areas, airports, roadways, campuses, and streetscapes. Available for pole mount or wall mount, with patented thermal management, corrosion-resistant, and die-cast aluminum enclosure with an architectural bronze finish. EcoLite LED Area Light provides glare-free, uniform illumination while providing a safe and comfortable visual experience. These fixtures all use the legendary Meanwell drivers that will provide more than 10 years or 50,000 hours of maintenance-free operation.



ALFA AREA LIGHT



AURORA FIXTURE



EXCELSIOR II AREA  
LIGHT FIXTURE



LUNAR DUSK TO  
DAWN LIGHT



MAGELLAN 7 SERIES



METEOR III AREA  
LIGHT FIXTURE



OLD LONDON TOWN  
MULTI WATTAGE & CCT  
SELECTABLE POST TOP  
FIXTURE



SIRIUS AREA & SPORTS  
LIGHT FIXTURE



SUPER METEOR V12  
SERIES AREA LIGHT

THE TRANSFORMER  
SERIES 3 IN 1 LED  
OUTDOOR LIGHTING  
FAMILY



TURTLE SAFE COASTAL  
TRANSFORMER SERIES  
3 IN 1 LED OUTDOOR  
LIGHTING



VENUS 2 HIGH MAST  
ROADWAY AND  
AREA FIXTURE



WESTMINSTER  
MULTI WATTAGE  
& CCT  
SELECTABLE  
POST TOP FIXTURE



ZENITH AREA LIGHT  
FIXTURES

Applications: Car dealerships, airports, hotel areas, shopping centers, hospitals, and large outdoor areas.

LEARN MORE ► <https://ecoliteled.com/commercial-lighting-catalog/area-parking-fixtures>

# AREA & PARKING FIXTURES

## ALFA AREA LIGHT

**PRODUCT INFORMATION:** <https://ecoliteled.com/retrofit-products/alfa-area-light/>  
**DOWNLOAD SPEC SHEET:** [https://ecoliteled.com/?jet\\_download=1a31da3bdd9675ea517f019923cfd0e0ba549242](https://ecoliteled.com/?jet_download=1a31da3bdd9675ea517f019923cfd0e0ba549242)



PART NUMBER	WATTS	LUMENS	CCT	INPUT VOLTAGE
ECO-ALFA-SLA30W-XXK-YYYY-TZ	30W	4,000	3000K, 4000K, 5000K, 5700K	120-277 or 347-480VAC
ECO-ALFA-SLA60W-XXK-YYYY-TZ	60W	8,100	3000K, 4000K, 5000K, 5700K	120-277 or 347-480VAC
ECO-ALFA-SLA90W-XXK-YYYY-TZ	90W	11,800	3000K, 4000K, 5000K, 5700K	120-277 or 347-480VAC
ECO-ALFA-SLA120W-XXK-YYYY-TZ	120W	14,900	3000K, 4000K, 5000K, 5700K	120-277 or 347-480VAC
ECO-ALFA-SLA150W-XXK-YYYY-TZ	150W	19,000	3000K, 4000K, 5000K, 5700K	120-277 or 347-480VAC
ECO-ALFA-SLA180W-XXK-YYYY-TZ	180W	23,200	3000K, 4000K, 5000K, 5700K	120-277 or 347-480VAC
ECO-ALFA-SLA210W-XXK-YYYY-TZ	210W	27,300	3000K, 4000K, 5000K, 5700K	120-277 or 347-480VAC
ECO-ALFA-SLA240W-XXK-YYYY-TZ	240W	30,800	3000K, 4000K, 5000K, 5700K	120-277 or 347-480VAC
ECO-ALFA-SLA270W-XXK-YYYY-TZ	270W	34,600	3000K, 4000K, 5000K, 5700K	120-277 or 347-480VAC
ECO-ALFA-SLA300W-XXK-YYYY-TZ	300W	38,200	3000K, 4000K, 5000K, 5700K	120-277 or 347-480VAC

## AURORA AREA LIGHT

**PRODUCT INFORMATION:** <https://ecoliteled.com/retrofit-products/aurora-fixture/>  
**DOWNLOAD SPEC SHEET:** [https://ecoliteled.com/?jet\\_download=bdd79dcd6f93253c57beeb1932912c4a34093396](https://ecoliteled.com/?jet_download=bdd79dcd6f93253c57beeb1932912c4a34093396)



PART NUMBER	WATTS	LUMENS	CCT	INPUT VOLTAGE
ECO-AURO-FLE450W-AL	450W	62,000	3000K, 4000K, 5000K, 5700K	120-277VAC or 347-480VAC
ECO-AURO-FLE600W-AL	600W	83,000	3000K, 4000K, 5000K, 5700K	120-277VAC or 347-480VAC
ECO-AURO-FLE750W-AL	750W	104,000	3000K, 4000K, 5000K, 5700K	120-277VAC or 347-480VAC
ECO-AURO-FLE900W-AL	900W	125,000	3000K, 4000K, 5000K, 5700K	120-277VAC or 347-480VAC

## EXCELSIOR II AREA LIGHT FIXTURE

**PRODUCT INFORMATION:** <https://ecoliteled.com/retrofit-products/excelsior-ii-area-light-fixture/>  
**DOWNLOAD SPEC SHEET:** [https://ecoliteled.com/?jet\\_download=5b5393bedce2fc9aa02f90ab13c4494426e03a07](https://ecoliteled.com/?jet_download=5b5393bedce2fc9aa02f90ab13c4494426e03a07)



PART NUMBER	WATTS	LUMENS	CCT	INPUT VOLTAGE
ECO-EXCEL-80	80W	12,300	4000K/5000K	120-277/347/480VAC
ECO-EXCEL-120	120W	17,700	4000K/5000K	120-277/347/480VAC
ECO-EXCEL-150	150W	21,900	4000K/5000K	120-277/347/480VAC
ECO-EXCEL-180	180W	24,500	4000K/5000K	120-277/347/480VAC
ECO-EXCEL-230	230W	31,200	4000K/5000K	120-277/347/480VAC
ECO-EXCEL-300	300W	43,700	4000K/5000K	120-277/347/480VAC
ECO-EXCEL-360	360W	46,200	4000K/5000K	120-277/347/480VAC

# AREA & PARKING FIXTURES

## LUNAR DUSK TO DAWN LIGHT

**PRODUCT INFORMATION:** <https://ecoliteled.com/retrofit-products/lunar-area-barn-light/>  
**DOWNLOAD SPEC SHEET:** [https://ecoliteled.com/?jet\\_download=f9f247c4a8802948ecab7b1b23cbf909b9d19f1e](https://ecoliteled.com/?jet_download=f9f247c4a8802948ecab7b1b23cbf909b9d19f1e)



PART NUMBER	WATTS	LUMENS	CCT	INPUT VOLTAGE
ECO-2STL-40W	40W	5,600	3000K, 4000K, 5000K, 5700K	100-277VAC or 347-480VAC
ECO-2STL-55W	55W	7,700	3000K, 4000K, 5000K, 5700K	100-277VAC or 347-480VAC

## MAGELLAN 7 SERIES

**PRODUCT INFORMATION:** <https://ecoliteled.com/retrofit-products/magellan-7/>  
**DOWNLOAD SPEC SHEET:** [https://ecoliteled.com/?jet\\_download=b79c132b18ffa664915c2ea1b7c3726a99cd9b92](https://ecoliteled.com/?jet_download=b79c132b18ffa664915c2ea1b7c3726a99cd9b92)



PART NUMBER	WATTS	LUMENS	CCT	INPUT VOLTAGE
ECO-TLMAG-100W-SB	100W	13,600	4000K, 5000K, 5700K, 6500K	120-277 or 277-480VAC
ECO-TLMAG-150W-SB	150W	19,800	4000K, 5000K, 5700K, 6500K	120-277 or 277-480VAC
ECO-TLMAG-200W-SB	200W	26,800	4000K, 5000K, 5700K, 6500K	120-277 or 277-480VAC
ECO-TLMAG-240W-SB	240W	32,600	4000K, 5000K, 5700K, 6500K	120-277 or 277-480VAC
ECO-TLMAG-300W-SB	300W	39,400	4000K, 5000K, 5700K, 6500K	120-277 or 277-480VAC

## METEOR III AREA LIGHT FIXTURE

**PRODUCT INFORMATION:** <https://ecoliteled.com/retrofit-products/meteor-iii-area-light-fixture/>  
**DOWNLOAD SPEC SHEET:** [https://ecoliteled.com/?jet\\_download=61ca4c8572b35c97b8b815e13354c5c157e5fbde](https://ecoliteled.com/?jet_download=61ca4c8572b35c97b8b815e13354c5c157e5fbde)



PART NUMBER	WATTS	LUMENS	CCT	INPUT VOLTAGE
ECO-SBC8B-100W-120V-50K-P-AM/DM/YM	100W	14,000	4000K, 4500K, 5000K, 5700K	100-277VAC or 200-500VAC
ECO-SBC8B-150W-120V-50K-P-AM/DM/YM	150W	21,000	4000K, 4500K, 5000K, 5700K	100-277VAC or 200-500VAC
ECO-SBC8B-200W-120V-50K-P-AM/DM/YM	200W	28,000	4000K, 4500K, 5000K, 5700K	100-277VAC or 200-500VAC
ECO-SBC8B-300W-120V-50K-P-AM/DM/YM	300W	42,000	4000K, 4500K, 5000K, 5700K	100-277VAC or 200-500VAC

## OLD LONDON TOWN MULTI WATTAGE & CCT SELECTABLE POST TOP FIXTURE

**PRODUCT INFORMATION:** <https://ecoliteled.com/retrofit-products/old-london-town-multi-wattage-cct-selectable-post-top-fixture/>  
**DOWNLOAD SPEC SHEET:** [https://ecoliteled.com/?jet\\_download=a7b716f59799fb015f362ffb54f420c1d07d3755](https://ecoliteled.com/?jet_download=a7b716f59799fb015f362ffb54f420c1d07d3755)



PART NUMBER	WATTS	LUMENS	CCT	INPUT VOLTAGE
ECO-CH-YPT-MW(30/15/9W) MCCT(30/40/50K)	30W/15W/9W	3,900	3000K/4000K/5000K	120-277VAC
ECO-CH-YPT-MW(50/25/15W) MCCT(30/40/50K)	50W/25W/15W	6,500	3000K/4000K/5000K	120-277VAC
ECO-CH-YPT-MW(60/30/18W) MCCT(30/40/50K)	60W/30W/18W	7,800	3000K/4000K/5000K	120-277VAC
ECO-CH-YPT-MW(80/40/24W) MCCT(30/40/50K)	80W/40W/24W	10,400	3000K/4000K/5000K	120-277VAC
ECO-CH-YPT-MW(100/50/30W) MCCT(30/40/50K)	100W/50W/30W	13,000	3000K/4000K/5000K	120-277VAC
ECO-CH-YPT-MW(120/60/36W) MCCT(30/40/50K)	120W/60W/36W	15,600	3000K/4000K/5000K	120-277VAC

# AREA & PARKING FIXTURES

## SIRIUS AREA & SPORTS LIGHT FIXTURE

**PRODUCT INFORMATION:** <https://ecoliteled.com/retrofit-products/sirius-area-light-fixture/>  
**DOWNLOAD SPEC SHEET:** [https://ecoliteled.com/?jet\\_download=8bf10e2c76f932c0d45d285da0e00c5338697860](https://ecoliteled.com/?jet_download=8bf10e2c76f932c0d45d285da0e00c5338697860)



PART NUMBER	WATTS	LUMENS	CCT	INPUT VOLTAGE
ECO-KOA-75W-OT	75W	12,750	3000K, 4000K, 5000K, 6500K	120-277VAC or 347-480VAC
ECO-KOA-115W-OT	115W	19,550	3000K, 4000K, 5000K, 6500K	120-277VAC or 347-480VAC
ECO-KOA-145W-OT	145W	24,650	3000K, 4000K, 5000K, 6500K	120-277VAC or 347-480VAC
ECO-KOA-180W-OT	180W	30,600	3000K, 4000K, 5000K, 6500K	120-277VAC or 347-480VAC
ECO-KOA-200W-OT	200W	34,000	3000K, 4000K, 5000K, 6500K	120-277VAC or 347-480VAC
ECO-KOA-230W-OT	230W	39,100	3000K, 4000K, 5000K, 6500K	120-277VAC or 347-480VAC
ECO-KOA-300W-OT	300W	51,000	3000K, 4000K, 5000K, 6500K	120-277VAC or 347-480VAC
ECO-KOA-420W-OT	420W	71,400	3000K, 4000K, 5000K, 6500K	120-277VAC or 347-480VAC

## SUPER METEOR V12 SERIES AREA LIGHT

**PRODUCT INFORMATION:** <https://ecoliteled.com/retrofit-products/super-meteor-v12-series/>  
**DOWNLOAD SPEC SHEET:** [https://ecoliteled.com/?jet\\_download=7762b03836d71b4e2091369cb0aa8cad5460ea9c](https://ecoliteled.com/?jet_download=7762b03836d71b4e2091369cb0aa8cad5460ea9c)



PART NUMBER	WATTS	LUMENS	CCT	INPUT VOLTAGE
ECO-SBC12-MW(80/100/150W)MCCT(30/40/50K)-V12	150W/100W/80W	22,500/15,000/12,000	3000K/4000K/5000K	100-277VAC or 480VAC
ECO-SBC12-MW(200/240/300W)MCCT(30/40/50K)-V12	300W/240W/200W	45,000/36,000/30,000	3000K/4000K/5000K	100-277VAC or 480VAC

## THE TRANSFORMER SERIES 3 IN 1 LED OUTDOOR LIGHTING FAMILY

**PRODUCT INFORMATION:** <https://ecoliteled.com/retrofit-products/transformer-series-3-in-1-led-outdoor-lighting/>  
**DOWNLOAD SPEC SHEET:** [https://ecoliteled.com/?jet\\_download=7ee10dac9ffe30640a04373b618267424b5d2c73](https://ecoliteled.com/?jet_download=7ee10dac9ffe30640a04373b618267424b5d2c73)



PART NUMBER	WATTS	LUMENS	CCT	INPUT VOLTAGE
<b>NEMESIS POST TOP</b>				
ECO-ARKC-CPT-08-MW(40/60/80W)-MCCT(40/50K)	40/60/80W	5,200/7,800/10,400	4000K/5000K	120-277VAC or 347-480VAC
ECO-ARKC-CPT-08-MW(100/120/150W)-MCCT(40/50K)	100/120/150W	13,400/15,600/19,500	4000K/5000K	120-277VAC or 347-480VAC
<b>NEBULOS GARAGE LIGHTER + CANOPY</b>				
ECO-ARKC-CPT-08-MW(40/60/80W)-MCCT(40/50K)	40/60/80W	5,200/7,800/10,400	4000K/5000K	120-277VAC or 347-480VAC
ECO-ARKC-CPT-08-MW(100/120/150W)-MCCT(40/50K)	100/120/150W	13,400/15,600/19,500	4000K/5000K	120-277VAC or 347-480VAC
<b>ATHENIA AREA LIGHT</b>				
ECO-ARKC-CPT-08-MW(40/60/80W)-MCCT(40/50K)	40/60/80W	5,200/7,800/10,400	4000K/5000K	120-277VAC or 347-480VAC
ECO-ARKC-CPT-08-MW(100/120/150W)-MCCT(40/50K)	100/120/150W	13,400/15,600/19,500	4000K/5000K	120-277VAC or 347-480VAC

# AREA & PARKING FIXTURES

## TURTLE SAFE COASTAL TRANSFORMER SERIES 3 IN 1 LED OUTDOOR LIGHTING

**PRODUCT INFORMATION:** <https://ecoliteled.com/retrofit-products/turtle-safe-coastal-transformer-series-3-in-1-led-outdoor-lighting/>  
**DOWNLOAD SPEC SHEET:** [https://ecoliteled.com/?jet\\_download=d59dc5e9ce3460f77b39e288332f2b79ecaec89](https://ecoliteled.com/?jet_download=d59dc5e9ce3460f77b39e288332f2b79ecaec89)



PART NUMBER	WATTS	LUMENS	CCT	INPUT VOLTAGE
<b>NEMESIS TURTLE SAFE POST TOP</b>				
ECO-ARKC-CPT-08-40W-MCCT(2200-6500K)	40W	5,200	2200K/3000K/4000K/5000K/6500K	120-277VAC or 347-480VAC
ECO-ARKC-CPT-08-60W-MCCT(2200-6500K)	60W	7,800	2200K/3000K/4000K/5000K/6500K	120-277VAC or 347-480VAC
ECO-ARKC-CPT-08-80W-MCCT(2200-6500K)	80W	10,400	2200K/3000K/4000K/5000K/6500K	120-277VAC or 347-480VAC
ECO-ARKC-CPT-08-100W-MCCT(2200-6500K)	100W	13,400	2200K/3000K/4000K/5000K/6500K	120-277VAC or 347-480VAC
ECO-ARKC-CPT-08-120W-MCCT(2200-6500K)	120W	15,600	2200K/3000K/4000K/5000K/6500K	120-277VAC or 347-480VAC
ECO-ARKC-CPT-08-150W-MCCT(2200-6500K)	150W	19,500	2200K/3000K/4000K/5000K/6500K	120-277VAC or 347-480VAC
<b>NEBULOS TURTLE SAFE GARAGE LIGHTER + CANOPY</b>				
ECO-ARKC-CPT-08-40W-MCCT(2200-6500K)	40W	5,200	2200K/3000K/4000K/5000K/6500K	120-277VAC or 347-480VAC
ECO-ARKC-CPT-08-60W-MCCT(2200-6500K)	60W	7,800	2200K/3000K/4000K/5000K/6500K	120-277VAC or 347-480VAC
ECO-ARKC-CPT-08-80W-MCCT(2200-6500K)	80W	10,400	2200K/3000K/4000K/5000K/6500K	120-277VAC or 347-480VAC
ECO-ARKC-CPT-08-100W-MCCT(2200-6500K)	100W	13,400	2200K/3000K/4000K/5000K/6500K	120-277VAC or 347-480VAC
ECO-ARKC-CPT-08-120W-MCCT(2200-6500K)	120W	15,600	2200K/3000K/4000K/5000K/6500K	120-277VAC or 347-480VAC
ECO-ARKC-CPT-08-150W-MCCT(2200-6500K)	150W	19,500	2200K/3000K/4000K/5000K/6500K	120-277VAC or 347-480VAC
<b>ATHENIA TURTLE SAFE AREA LIGHT</b>				
ECO-ARKC-CPT-08-40W-MCCT(2200-6500K)	40W	5,200	2200K/3000K/4000K/5000K/6500K	120-277VAC or 347-480VAC
ECO-ARKC-CPT-08-60W-MCCT(2200-6500K)	60W	7,800	2200K/3000K/4000K/5000K/6500K	120-277VAC or 347-480VAC
ECO-ARKC-CPT-08-80W-MCCT(2200-6500K)	80W	10,400	2200K/3000K/4000K/5000K/6500K	120-277VAC or 347-480VAC
ECO-ARKC-CPT-08-100W-MCCT(2200-6500K)	100W	13,400	2200K/3000K/4000K/5000K/6500K	120-277VAC or 347-480VAC
ECO-ARKC-CPT-08-120W-MCCT(2200-6500K)	120W	15,600	2200K/3000K/4000K/5000K/6500K	120-277VAC or 347-480VAC
ECO-ARKC-CPT-08-150W-MCCT(2200-6500K)	150W	19,500	2200K/3000K/4000K/5000K/6500K	120-277VAC or 347-480VAC

## VENUS 2 HIGH MAST ROADWAY AND AREA FIXTURE

**PRODUCT INFORMATION:** <https://ecoliteled.com/retrofit-products/venus-2-high-mast-road-way-and-area-fixture/>  
**DOWNLOAD SPEC SHEET:** [https://ecoliteled.com/?jet\\_download=08fd13db5a24c2f9a5517fbef61d0fb64b412b9c](https://ecoliteled.com/?jet_download=08fd13db5a24c2f9a5517fbef61d0fb64b412b9c)



PART NUMBER	WATTS	LUMENS	CCT	INPUT VOLTAGE
ECO-OKIA-AHM03-210W-XXK-YYYV-ZZ	210W	29,400	2200K/3000K/4000K/5000K/5700K	100-277VAC or 277-480VAC
ECO-OKIA-AHM03-240W-XXK-YYYV-ZZ	240W	33,600	2200K/3000K/4000K/5000K/5700K	100-277VAC or 277-480VAC
ECO-OKIA-AHM03-320W-XXK-YYYV-ZZ	320W	44,800	2200K/3000K/4000K/5000K/5700K	100-277VAC or 277-480VAC
ECO-OKIA-AHM03-475W-XXK-YYYV-ZZ	475W	66,500	2200K/3000K/4000K/5000K/5700K	100-277VAC or 277-480VAC
ECO-OKIA-AHM03-570W-XXK-YYYV-ZZ	570W	79,800	2200K/3000K/4000K/5000K/5700K	100-277VAC or 277-480VAC
ECO-OKIA-AHM03-631W-XXK-YYYV-ZZ	631W	88,340	2200K/3000K/4000K/5000K/5700K	100-277VAC or 277-480VAC
ECO-OKIA-AHM03-750W-XXK-YYYV-ZZ	750W	105,000	2200K/3000K/4000K/5000K/5700K	100-277VAC or 277-480VAC

# AREA & PARKING FIXTURES

## WESTMINSTER MULTI WATTAGE & CCT SELECTABLE POST TOP FIXTURE



**PRODUCT INFORMATION:** <https://ecoliteled.com/retrofit-products/westminster-multi-wattage-cct-selectable-post-top-fixture/>  
**DOWNLOAD SPEC SHEET:** [https://ecoliteled.com/?jet\\_download=e7b20f3fe75c747fc1c9a1c3dbcbe0ec1225d961](https://ecoliteled.com/?jet_download=e7b20f3fe75c747fc1c9a1c3dbcbe0ec1225d961)

PART NUMBER	WATTS	LUMENS	CCT	INPUT VOLTAGE
ECO-CH-YTPG-MW(30/50/60W)MCCY(30/40/50K)	30W/50W/60W	6,600	3000K/4000K/5000K	120-277VAC or 277-480VAC
ECO-CH-YTPG-MW(60/80/100W)MCCY(30/40/50K)	60W/80W/100W	11,000	3000K/4000K/5000K	120-277VAC or 277-480VAC

## ZENITH AREA LIGHT FIXTURES



**PRODUCT INFORMATION:** <https://ecoliteled.com/retrofit-products/zenith-area-light-fixtures/>  
**DOWNLOAD SPEC SHEET:** [https://ecoliteled.com/?jet\\_download=96cad14dd246983245a1bb6f378fe428ba00417c](https://ecoliteled.com/?jet_download=96cad14dd246983245a1bb6f378fe428ba00417c)

PART NUMBER	WATTS	LUMENS	CCT	INPUT VOLTAGE
ECO-MEZ-07-100W-FL	100W	14,000	4000K/5000K	120-277VAC or 347-480VAC
ECO-MEZ-07-150W-FL	150W	21,000	4000K/5000K	120-277VAC or 347-480VAC
ECO-MEZ-07-250W-FL	250W	35,000	4000K/5000K	120-277VAC or 347-480VAC
ECO-MEZ-07-300W-FL	300W	42,000	4000K/5000K	120-277VAC or 347-480VAC

# CORN RETROFIT LAMPS


The EcoLite LED specialty corn lamps are designed to provide exceptionally high lumen per watt lamps up to 140 lm/W. These corn lamp options all have an outstanding omnidirectional light distribution that provides a very homogenous light distribution. All of the EcoLite corn lamps come with unique thermal management heat dissipation, Premium drivers with Rubycon capacitors, guarantee maintenance-free operation and an expected lifespan of at least 10 years or 50,000 hours.



FALCON GARDEN POST  
TOP LAMPS



HAWK EYE I 180 DEGREE  
RETROFIT LAMPS



HAWKEYE II CORN  
LAMPS

Applications: Wall Packs, Recessed Down Lights, Flood Fixtures, Security Lighting, High Bay Fixtures

LEARN MORE ► <https://ecoliteled.com/commercial-lighting-catalog/corn-retrofit-lamps>

# CORN RETROFIT LAMPS

## FALCON GARDEN POST TOP LAMPS

**PRODUCT INFORMATION:** <https://ecoliteled.com/retrofit-products/eco-falcon-garden-post-top-lamp/>  
**DOWNLOAD SPEC SHEET:** [https://ecoliteled.com/?jet\\_download=b98909c8c473374dd65d422fcd18872326f9206](https://ecoliteled.com/?jet_download=b98909c8c473374dd65d422fcd18872326f9206)



PART NUMBER	WATTS	LUMENS	CCT	INPUT VOLTAGE
ECO-SN-FLA30W-01C-D	30W	4,350	3000K, 4000K, 5000K	100-277VAC
ECO-SN-FLA30W-01C-U	30W	4,350	3000K, 4000K, 5000K	100-277VAC
ECO-SN-FLA40W-01C-D	40W	5,800	3000K, 4000K, 5000K	100-277VAC
ECO-SN-FLA40W-01C-U	40W	5,800	3000K, 4000K, 5000K	100-277VAC
ECO-SN-FLA50W-01C-D	50W	7,250	3000K, 4000K, 5000K	100-277VAC
ECO-SN-FLA50W-01C-U	50W	7,250	3000K, 4000K, 5000K	100-277VAC
ECO-SN-FLA60W-01C-D	60W	8,700	3000K, 4000K, 5000K	100-277VAC
ECO-SN-FLA60W-01C-U	60W	8,700	3000K, 4000K, 5000K	100-277VAC
ECO-SN-FLA60W-01C-U	60W	8,700	3000K, 4000K, 5000K	100-277VAC

## HAWK EYE I 180 DEGREE RETROFIT LAMPS

**PRODUCT INFORMATION:** <https://ecoliteled.com/retrofit-products/hawkeye-1-180-degree-retrofit-lamps/>  
**DOWNLOAD SPEC SHEET:** [https://ecoliteled.com/?jet\\_download=bd04e96df2fd7b06b05b49b94e2cc703c6cd4d62](https://ecoliteled.com/?jet_download=bd04e96df2fd7b06b05b49b94e2cc703c6cd4d62)



PART NUMBER	WATTS	LUMENS	CCT	INPUT VOLTAGE
ECO-NS-ARK30W-01C	30W	4,500	3000K, 4000K, 6000K	100-277VAC
ECO-NS-ARK40W-01C	40W	6,000	3000K, 4000K, 6000K	100-277VAC
ECO-NS-ARK60W-01C	60W	8,600	3000K, 4000K, 6000K	100-277VAC
ECO-NS-ARK80W-01C	80W	12,000	3000K, 4000K, 6000K	100-277VAC
ECO-NS-ARK100W-01C	100W	15,000	3000K, 4000K, 6000K	100-277VAC
ECO-NS-ARK120W-01C	120W	18,000	3000K, 4000K, 6000K	100-277VAC
ECO-NS-ARK150W-01C	150W	22,000	3000K, 4000K, 6000K	100-277VAC

## HAWKEYE II CORN LAMPS

**PRODUCT INFORMATION:** <https://ecoliteled.com/retrofit-products/hawk-eye-ii-corn-lamps/>  
**DOWNLOAD SPEC SHEET:** [https://ecoliteled.com/?jet\\_download=84f723ea372597d55ec2a6d8e15d6d01a7f6caa4](https://ecoliteled.com/?jet_download=84f723ea372597d55ec2a6d8e15d6d01a7f6caa4)



PART NUMBER	WATTS	LUMENS	CCT	INPUT VOLTAGE
ECO-NS-ACL10W-02C	10W	1,300	3000K/4000K/6000K	100-277VAC
ECO-NS-ACL15W-02C	15W	1,875	3000K/4000K/6000K	100-277VAC
ECO-NS-ACL20W-02C	20W	2,800	3000K/4000K/6000K	100-277VAC
ECO-NS-ACL30W-02C	30W	3,750	3000K/4000K/6000K	100-277VAC
ECO-NS-ACL40W-02C	40W	5,000	3000K/4000K/6000K	100-277VAC
ECO-NS-ACL50W-02C	50W	6,250	3000K/4000K/6000K	100-277VAC
ECO-NS-ACL60W-02C	60W	7,500	3000K/4000K/6000K	100-277VAC
ECO-NS-ACL80W-02C	80W	10,000	3000K/4000K/6000K	100-277VAC
ECO-NS-ACL100W-02C	100W	12,500	3000K/4000K/6000K	100-277VAC
ECO-NS-ACL120W-02C	120W	15,000	3000K/4000K/6000K	100-277VAC
ECO-NS-ACL150W-02C	150W	18,750	3000K/4000K/6000K	100-277VAC
ECO-NS-ACL420W-02C	420W	70,000	3000K/4000K/6000K	100-277VAC
ECO-NS-ACL420W-02CH	420W	70,000	3000K/4000K/6000K	300-480VAC

# DOWNLIGHT & PENDANT FIXTURES

All of the Multiwatt Selectable Downlights are both wattage- and CCT-selectable, reducing inventory carrying costs for distributors and contractors. These premium LED fixtures have dimming capability and provide uniform, low-glare illumination. The cold forged thermal management housings and premium drivers insure lifespans that are greater than 50,000 hours of operation. EcoLite's specialty downlight fixtures can be used with new construction applications or to retrofit existing recessed can luminaires. The fixtures have a sophisticated styling that can be used in any residential or commercial setting, and will provide superior illumination for virtually any application.



CHAMELEON II  
DOWN LIGHT



COMET 4" & 6"  
TRIMLESS SELECTABLE  
DOWNLIGHT



LUMA ADAPT  
DOWN LIGHT



LUMA ADAPT II



MULTIVERSE TUNABLE  
DOWNLIGHTS



NEBULA 2" ROUND  
TRIMLESS GIMBAL  
DOWNLIGHT



ORBITAL SPLIT  
RECESSED DOWNLIGHT



ORION 2"  
INTERCHANGEABLE  
SELECTABLE DOWNLIGHT



PHOTON CYLINDRICAL  
PENDANT FIXTURE

Applications: Spot Lighting, Architectural Lighting, General Lighting, Commercial Lighting

LEARN MORE ► <https://ecoliteled.com/commercial-lighting-catalog/bulbs-down-light-retrofit-kits>

# DOWNLIGHT & PENDANT FIXTURES

## CHAMELEON II DOWN LIGHT

**PRODUCT INFORMATION:** <https://ecoliteled.com/retrofit-products/chameleon-ii-down-light/>  
**DOWNLOAD SPEC SHEET:** [https://ecoliteled.com/?jet\\_download=feb7cf46f40dd2d73462c7f5eb577440ed6dedd](https://ecoliteled.com/?jet_download=feb7cf46f40dd2d73462c7f5eb577440ed6dedd)



PART NUMBER	WATTS	LUMENS	CCT	INPUT VOLTAGE
ECO-UP-CHAM-30/40/50-4DL	10W/15W/20W	900/1,300/1,800	3000K/4000K/5000K	120-277VAC
ECO-UP-CHAM-30/40/50-6DL	20W/30W/40W	2,200/3,100/4,000	3000K/4000K/5000K	120-277VAC
ECO-UP-CHAM-30/40/50-8DL	40W/50W/60W	4,300/5,200/6,200	3000K/4000K/5000K	120-277VAC
ECO-UP-CHAM-30/40/50-9.5DL	40W/50W/60W	4,300/5,200/6,200	3000K/4000K/5000K	120-277VAC

## COMET 4" & 6" TRIMLESS SELECTABLE DOWNLIGHT

**PRODUCT INFORMATION:** <https://ecoliteled.com/retrofit-products/comet-4-6-trimless-selectable-downlights/>  
**DOWNLOAD SPEC SHEET:** [https://ecoliteled.com/?jet\\_download=81f3d51ca440657ef4576eee707f78a7f8f362e4](https://ecoliteled.com/?jet_download=81f3d51ca440657ef4576eee707f78a7f8f362e4)



PART NUMBER	WATTS	LUMENS	CCT	INPUT VOLTAGE
ECO-ADI-COMET-S15W-4-TDL	15W	1,000	2700K/3000K/3500K/4000K/5000K	120VAC
ECO-ADI-COMET-S24W-6-TDL	24W	1,600	2700K/3000K/3500K/4000K/5000K	120VAC

## LUMA ADAPT DOWN LIGHT

**PRODUCT INFORMATION:** <https://ecoliteled.com/retrofit-products/luma-adapt-down-light/>  
**DOWNLOAD SPEC SHEET:** [https://ecoliteled.com/?jet\\_download=0a88084b4886db099c4f741c721de11f590e9b30](https://ecoliteled.com/?jet_download=0a88084b4886db099c4f741c721de11f590e9b30)



PART NUMBER	WATTS	LUMENS	CCT	INPUT VOLTAGE
ECO-UP ADAPT-12W-DL4	6W/8W/12W	700/900/1,200	3000K/4000K/5000K	120-277VAC
ECO-UP ADAPT-16W-DL6	8W/12W/16W	1,000/1,500/2,000	3000K/4000K/5000K	120-277VAC
ECO-UP ADAPT-22W-DL8	12W/16W/22W	1,500/2,000/2,750	3000K/4000K/5000K	120-277VAC
ECO-UP ADAPT-33W-DL10	22W/28W/33W	2,750/3,500/4,125	3000K/4000K/5000K	120-277VAC

## LUMA ADAPT II

**PRODUCT INFORMATION:** <https://ecoliteled.com/retrofit-products/luma-adapt-ii/>  
**DOWNLOAD SPEC SHEET:** [https://ecoliteled.com/?jet\\_download=cf08a4f4da717484972293484be61ad2da3a2b81](https://ecoliteled.com/?jet_download=cf08a4f4da717484972293484be61ad2da3a2b81)



PART NUMBER	WATTS	LUMENS	CCT	INPUT VOLTAGE
ECO-6C-MW12W/17W/22W(27/30/35/40/50K)	12W/17W/22W	960/1,360/1,760	2700K/3000K/3500K/4000K/5000K	120-277VAC
ECO-8C-MW17W/24W/30W(27/30/35/40/50K)	17W/24W/30W	1,360/1,920/2,400	2700K/3000K/3500K/4000K/5000K	120-277VAC
ECO-10C-MW22W/30W/38W(27/30/35/40/50K)	22W/30W/38W	1,760/2,400/3,040	2700K/3000K/3500K/4000K/5000K	120-277VAC


## MULTIVERSE TUNABLE DOWNLIGHTS


**PRODUCT INFORMATION:** <https://ecoliteled.com/retrofit-products/multiverse-tunable-downlights/>  
**DOWNLOAD SPEC SHEET:** [https://ecoliteled.com/?jet\\_download=ff108d6626ff463920ec00d51ad3f7f89c3caaa8](https://ecoliteled.com/?jet_download=ff108d6626ff463920ec00d51ad3f7f89c3caaa8)





PART NUMBER	WATTS	LUMENS	CCT	INPUT VOLTAGE
ECO-LOC-4DL-MW(5.5W/8W/12W)- 27/30/35/40/50K	5.5W/8W/12W	458/667/1,000	2700K/3000K/3500K/4000K/5000K	120-277VAC
ECO-LOC-6DL-MW(7W/10W/16W)- 27/30/35/40/50K	7W/10W/16W	583/833/1,332	2700K/3000K/3500K/4000K/5000K	120-277VAC
ECO-LOC-8DL-MW(10W/15W/22W)- 27/30/35/40/50K	10W/15W/22W	909/1,363/2,000	2700K/3000K/3500K/4000K/5000K	120-277VAC
ECO-LOC-9.5DL-MW(20W/25W/32W)- 27/30/35/40/50K	20W/25W/32W	1,876/2,345/3,002	2700K/3000K/3500K/4000K/5000K	120-277VAC
ECO-LOC-6DL-MW(25W/32W/42W)- 27/30/35/40/50K-HO	25W/32W/42W	2,478/3,171/4,162	2700K/3000K/3500K/4000K/5000K	120-277VAC
ECO-LOC-8DL-MW(32W/42W/52W)- 27/30/35/40/50K-HO	32W/42W/52W	3,078/4,040/5,000	2700K/3000K/3500K/4000K/5000K	120-277VAC

# DOWNLIGHT & PENDANT FIXTURES

<b>NEBULA 2" ROUND TRIMLESS GIMBAL DOWNLIGHT</b>				
<b>PRODUCT INFORMATION:</b> <a href="https://ecoliteled.com/retrofit-products/nebula-2-round-trimless-gimbal-downlight/">https://ecoliteled.com/retrofit-products/nebula-2-round-trimless-gimbal-downlight/</a> <b>DOWNLOAD SPEC SHEET:</b> <a href="https://ecoliteled.com/?jet_download=f1ac5c86d851a314e05d04aa5b339b71ad2118af">https://ecoliteled.com/?jet_download=f1ac5c86d851a314e05d04aa5b339b71ad2118af</a>				
				
PART NUMBER	WATTS	LUMENS	CCT	INPUT VOLTAGE
ECO-ADI-NEBU-S8W-3-TGDL	8W	600	2700K/3000K/3500K/4000K/5000K	120VAC

<b>ORBITAL SPLIT RECESSED DOWNLIGHT</b>				
<b>PRODUCT INFORMATION:</b> <a href="https://ecoliteled.com/retrofit-products/orbital-split-recessed-j-box-down-lights/">https://ecoliteled.com/retrofit-products/orbital-split-recessed-j-box-down-lights/</a> <b>DOWNLOAD SPEC SHEET:</b> <a href="https://ecoliteled.com/?jet_download=922308f736f0e8f68fc609650a97a3f9fd524a23">https://ecoliteled.com/?jet_download=922308f736f0e8f68fc609650a97a3f9fd524a23</a>				
				
PART NUMBER	WATTS	LUMENS	CCT	INPUT VOLTAGE
ECO-TKO-20W-4DL-IC	10W/15W/20W	800/1,170/1,500	3000K/3500K/4000K	120-277VAC or 120-347VAC
ECO-TKO-40W-4DL-NIC	27W/34W/40W	2,430/2,890/3,200	3000K/3500K/4000K	120-277VAC or 120-347VAC
ECO-TKO-20W-6DL-IC	10W/15W/20W	800/1,170/1,500	3000K/3500K/4000K	120-277VAC or 120-347VAC
ECO-TKO-40W-6DL-NIC	27W/34W/40W	2,430/2,890/3,200	3000K/3500K/4000K	120-277VAC or 120-347VAC
ECO-TKO-20W-8DL-IC	10W/15W/20W	800/1,170/1,500	3000K/3500K/4000K	120-277VAC or 120-347VAC
ECO-TKO-40W-8DL-NIC	27W/34W/40W	2,430/2,890/3,200	3000K/3500K/4000K	120-277VAC or 120-347VAC
ECO-TKO-20W-10DL-IC	10W/15W/20W	800/1,170/1,500	3000K/3500K/4000K	120-277VAC or 120-347VAC
ECO-TKO-40W-10DL-NIC	27W/34W/40W	2,430/2,890/3,200	3000K/3500K/4000K	120-277VAC or 120-347VAC

<b>ORION 2" INTERCHANGEABLE SELECTABLE DOWNLIGHT</b>				
<b>PRODUCT INFORMATION:</b> <a href="https://ecoliteled.com/retrofit-products/orion-2-interchangeable-selectable-downlight/">https://ecoliteled.com/retrofit-products/orion-2-interchangeable-selectable-downlight/</a> <b>DOWNLOAD SPEC SHEET:</b> <a href="https://ecoliteled.com/?jet_download=9a3864e897333c33d0c326e6f9974e503e029281">https://ecoliteled.com/?jet_download=9a3864e897333c33d0c326e6f9974e503e029281</a>				
				
PART NUMBER	WATTS	LUMENS	CCT	INPUT VOLTAGE
ECO-ADI-ORION-S8W-3-IDL	8W	600	2700K/3000K/3500K/4000K/5000K	120VAC
ECO-ADI-ORION-S15W-3-IDL	15W	1,000	2700K/3000K/3500K/4000K/5000K	120VAC

<b>PHOTON CYLINDRICAL PENDANT FIXTURE</b>				
<b>PRODUCT INFORMATION:</b> <a href="https://ecoliteled.com/retrofit-products/photon-cylindrical-pendant-fixture/">https://ecoliteled.com/retrofit-products/photon-cylindrical-pendant-fixture/</a> <b>DOWNLOAD SPEC SHEET:</b> <a href="https://ecoliteled.com/?jet_download=20af75b8af140a137fc4c1242d96d0d7384ff35e">https://ecoliteled.com/?jet_download=20af75b8af140a137fc4c1242d96d0d7384ff35e</a>				
				
PART NUMBER	WATTS	LUMENS	CCT	INPUT VOLTAGE
ECO-SDR-CYLR-30W-2-PL2	30W/25W/20W/15W	3,000 - 1,500	2700K/3000K/3500K/4000K/5000K	120-277VAC
ECO-SDR-CYLS-30W-2-PL2	30W/25W/20W/15W	3,000 - 1,500	2700K/3000K/3500K/4000K/5000K	120-277VAC
ECO-SDR-CYLR-30W-3-PL2	30W/25W/20W/15W	3,000 - 1,500	2700K/3000K/3500K/4000K/5000K	120-347VAC
ECO-SDR-CYLS-30W-3-PL2	30W/25W/20W/15W	3,000 - 1,500	2700K/3000K/3500K/4000K/5000K	120-347VAC
ECO-SDR-CYLR-30W-2-PL5	30W/25W/20W/15W	3,000 - 1,500	2700K/3000K/3500K/4000K/5000K	120-277VAC
ECO-SDR-CYLS-30W-2-PL5	30W/25W/20W/15W	3,000 - 1,500	2700K/3000K/3500K/4000K/5000K	120-277VAC
ECO-SDR-CYLR-30W-3-PL5	30W/25W/20W/15W	3,000 - 1,500	2700K/3000K/3500K/4000K/5000K	120-347VAC
ECO-SDR-CYLS-30W-3-PL5	30W/25W/20W/15W	3,000 - 1,500	2700K/3000K/3500K/4000K/5000K	120-347VAC
ECO-SDR-CYLR-30W-2-PL6	30W/25W/20W/15W	3,000 - 1,500	2700K/3000K/3500K/4000K/5000K	120-277VAC
ECO-SDR-CYLS-30W-2-PL6	30W/25W/20W/15W	3,000 - 1,500	2700K/3000K/3500K/4000K/5000K	120-277VAC
ECO-SDR-CYLR-30W-3-PL6	30W/25W/20W/15W	3,000 - 1,500	2700K/3000K/3500K/4000K/5000K	120-347VAC
ECO-SDR-CYLS-30W-3-PL6	30W/25W/20W/15W	3,000 - 1,500	2700K/3000K/3500K/4000K/5000K	120-347VAC

# EXIT SIGNS & EMERGENCY LIGHTS

Emergency lighting is often referred to as egress lighting which provides a light source when a building experiences a power outage or failure. Emergency lights are required by code to be equipped with a battery or connect to a generation unit. The battery shall provide 90 minutes of illumination to safely evacuate the building in case of a fire or black out. Virtually every commercial and highly populated residential building is equipped with emergency lights.



ALUMINUM HOUSING  
EDGE LIT EXIT SIGN  
RECESSED



DUAL HEAD  
EMERGENCY FLOOD



EXPLOSION PROOF  
OSPREY I EXIT LIGHT



EXPLOSION PROOF  
OSPREY II EXIT LIGHT



EXIT SIGN COMBO



RED WHITE EXIT SIGN



QUASAR EXIT SIGN &  
EMERGENCY COMBO


Applications: Wall Packs, Recessed Down Lights, Flood Fixtures, Security Lighting, High Bay Fixtures

LEARN MORE ► <https://ecoliteled.com/commercial-lighting-catalog/exit-signage-emergency>

# EXIT SIGNS & EMERGENCY LIGHTS

**ALUMINUM HOUSING EDGE LIT EXIT SIGN RECESSED**


PRODUCT INFORMATION: <https://ecoliteled.com/retrofit-products/aluminum-housing-edge-lit-exit-sign-recessed/>  
 DOWNLOAD SPEC SHEET: [https://ecoliteled.com/?jet\\_download=4cffbdee0866173646a54e4c2e376eae541c3226](https://ecoliteled.com/?jet_download=4cffbdee0866173646a54e4c2e376eae541c3226)



PART NUMBER	WATTS	LUMENS	CCT	INPUT VOLTAGE
ECO-ELSM-G-A-AC-S-USA	5W (battery back up)	N/A	N/A	120/277VAC

**DUAL HEAD EMERGENCY FLOOD**


PRODUCT INFORMATION: <https://ecoliteled.com/retrofit-products/dual-head-emergency-flood/>  
 DOWNLOAD SPEC SHEET: [https://ecoliteled.com/?jet\\_download=66d41a3dc1a161fe3f7cb42439e7b1b5303c3d0c](https://ecoliteled.com/?jet_download=66d41a3dc1a161fe3f7cb42439e7b1b5303c3d0c)



PART NUMBER	WATTS	LUMENS	CCT	INPUT VOLTAGE
ECO-EML012	2.0W	N/A	N/A	120 / 277VAC

**EXPLOSION PROOF OSPREY I EXIT LIGHT**


PRODUCT INFORMATION: <https://ecoliteled.com/retrofit-products/explosion-proof-osprey-i-exit-light/>  
 DOWNLOAD SPEC SHEET: [https://ecoliteled.com/?jet\\_download=ec2683de6b7442dd15138281fb75957b58e94ce7](https://ecoliteled.com/?jet_download=ec2683de6b7442dd15138281fb75957b58e94ce7)



PART NUMBER	WATTS	LUMENS	COLOR	INPUT VOLTAGE
ECO-EX-5W-JCIDI	5W	N/A	Red or Green	100-277VAC or 100-347VAC

**EXPLOSION PROOF OSPREY II EXIT LIGHT**


PRODUCT INFORMATION: <https://ecoliteled.com/retrofit-products/explosion-proof-osprey-ii-exit-light/>  
 DOWNLOAD SPEC SHEET: [https://ecoliteled.com/?jet\\_download=778b7d325b3be05589a07380efea48a4ec471861](https://ecoliteled.com/?jet_download=778b7d325b3be05589a07380efea48a4ec471861)



PART NUMBER	WATTS	LUMENS	COLOR	INPUT VOLTAGE
ECO-EX-5W-VIBR	5W	N/A	Red	100-277VAC
ECO-EX-5W-VIBG	5W	N/A	Green	100-277VAC

**EXIT SIGN COMBO**


PRODUCT INFORMATION: <https://ecoliteled.com/retrofit-products/exit-sign-combo/>  
 DOWNLOAD SPEC SHEET: [https://ecoliteled.com/?jet\\_download=2239cb39af9bfbef0b91e603489c090fb1a18947](https://ecoliteled.com/?jet_download=2239cb39af9bfbef0b91e603489c090fb1a18947)



PART NUMBER	WATTS	LUMENS	CCT	INPUT VOLTAGE
ECO-LS-ES007SR	5W	N/A	N/A	120 / 277VAC
ECO-LS-ES007SG	5W	N/A	N/A	120 / 277VAC

**RED WHITE EXIT SIGN**


PRODUCT INFORMATION: <https://ecoliteled.com/retrofit-products/red-white-exit-sign/>  
 DOWNLOAD SPEC SHEET: [https://ecoliteled.com/?jet\\_download=33df4bd77ec1865b0242a7bdfccf9992557cea6](https://ecoliteled.com/?jet_download=33df4bd77ec1865b0242a7bdfccf9992557cea6)



PART NUMBER	WATTS	LUMENS	CCT	INPUT VOLTAGE
ECO-LS-ES037	5W	N/A	N/A	120 / 277VAC

**QUASAR EXIT SIGN & EMERGENCY COMBO**

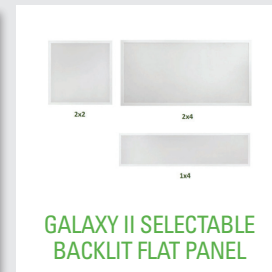


PRODUCT INFORMATION: <https://ecoliteled.com/retrofit-products/quasar-exit-sign-emergency-combo/>  
 DOWNLOAD SPEC SHEET: [https://ecoliteled.com/?jet\\_download=4d8b5904cf8e2cbab5d3767f1db3963fa9b3b17e](https://ecoliteled.com/?jet_download=4d8b5904cf8e2cbab5d3767f1db3963fa9b3b17e)



PART NUMBER	WATTS	LUMENS	CCT	INPUT VOLTAGE
ECO-LS-ES082ARW	3.0-5.7W	N/A	N/A	120 / 277VAC
ECO-LS-ES082AGW	3.0-5.7W	N/A	N/A	120 / 277VAC

# FLAT PANEL & TROFFER FIXTURES


Robotically built, these sleek and durable flat panels feature seamless corners for a clean, modern look. True edge-lit technology ensures even light distribution with no dark spots, while high-grade PMMA lenses prevent yellowing and maintain brightness over time. The patented aluminum back adds strength and allows easy relocation during renovations. Each fixture includes a high-performance proprietary driver, with an optional Meanwell upgrade for over 10 years (50,000 hours) of maintenance-free operation.





Applications: Office, Retail, Institutional, Municipal, Assembly


**LEARN MORE** ► <https://ecoliteled.com/commercial-lighting-catalog/troffer-fixtures-flat-panels>

# FLAT PANEL & TROFFER FIXTURES

<b>15W/20W/25W EM BATTERY BACKUP FOR PANELS &amp; TROFFERS</b>				
<b>PRODUCT INFORMATION:</b> <a href="https://ecoliteled.com/retrofit-products/15w-20w-25w-em-battery-backup-for-panels-troffers/">https://ecoliteled.com/retrofit-products/15w-20w-25w-em-battery-backup-for-panels-troffers/</a> <b>DOWNLOAD SPEC SHEET:</b> <a href="https://ecoliteled.com/?jet_download=e385c0ce219656670d2b460292d7fcaa0c8cf960">https://ecoliteled.com/?jet_download=e385c0ce219656670d2b460292d7fcaa0c8cf960</a>				
				
PART NUMBER	WATTS	LUMENS	CCT	INPUT VOLTAGE
ECO-LSED15W	15W	N/A	N/A	100-347VAC
ECO-LSED20W	20W	N/A	N/A	100-347VAC
ECO-LSED25W	25W	N/A	N/A	100-347VAC

<b>COSMOS TUNABLE CENTER BASKET TROFFER</b>				
<b>PRODUCT INFORMATION:</b> <a href="https://ecoliteled.com/retrofit-products/cosmos-tunable-center-basket-troffer/">https://ecoliteled.com/retrofit-products/cosmos-tunable-center-basket-troffer/</a> <b>DOWNLOAD SPEC SHEET:</b> <a href="https://ecoliteled.com/?jet_download=aeebe880fe25fd2b9e2142baa8b02080c88886b8">https://ecoliteled.com/?jet_download=aeebe880fe25fd2b9e2142baa8b02080c88886b8</a>				
				
PART NUMBER	WATTS	LUMENS	CCT	INPUT VOLTAGE
ECO-ZY-T4-10W/15W/20W/25W-30/40/45/50K	10/15/20/25W	up to 3,400	3000K/4000K/4500K/5000K	100-277VAC
ECO-ZY-T4-10W/15W/25W/36W-30/40/45/50K	10/15/25/36W	up to 4,930	3000K/4000K/4500K/5000K	100-277VAC
ECO-ZY-T7-10W/15W/20W/25W-30/40/45/50K	10/15/20/25W	up to 3,400	3000K/4000K/4500K/5000K	100-277VAC
ECO-ZY-T7-10W/15W/25W/36W-30/40/45/50K	10/15/25/36W	up to 4,930	3000K/4000K/4500K/5000K	100-277VAC
ECO-ZY-T7-20W/30W/40W/50W-30/40/45/50K	20/30/40/50W	up to 6,320	3000K/4000K/4500K/5000K	100-277VAC

<b>COSMOS II TUNABLE BACKLIT FLAT PANEL</b>				
<b>PRODUCT INFORMATION:</b> <a href="https://ecoliteled.com/retrofit-products/cosmos-ii-tunable-backlit-flat-panel/">https://ecoliteled.com/retrofit-products/cosmos-ii-tunable-backlit-flat-panel/</a> <b>DOWNLOAD SPEC SHEET:</b> <a href="https://ecoliteled.com/?jet_download=8a2521a19d83dff0d743e40062aa4381273fa5e2">https://ecoliteled.com/?jet_download=8a2521a19d83dff0d743e40062aa4381273fa5e2</a>				
				
PART NUMBER	WATTS	LUMENS	CCT	INPUT VOLTAGE
ECO-ZY-P1-20W/30W/40W-30/40/50K	20/30/40W	up to 5,000	3500K/4000K/5000K	100-277VAC or 120-347VAC
ECO-ZY-P4-20W/30W/40W-30/40/50K	20/30/40W	up to 5,000	3500K/4000K/5000K	100-277VAC or 120-347VAC
ECO-ZY-P7-30W/40W/50W-30/40/50K	30/40/50W	up to 6,250	3500K/4000K/5000K	100-277VAC or 120-347VAC

<b>GALAXY SELECTABLE CENTER BASKET TROFFER</b>				
<b>PRODUCT INFORMATION:</b> <a href="https://ecoliteled.com/retrofit-products/galaxy-selectable-center-basket-troffer/">https://ecoliteled.com/retrofit-products/galaxy-selectable-center-basket-troffer/</a> <b>DOWNLOAD SPEC SHEET:</b> <a href="https://ecoliteled.com/?jet_download=c80575547b59a4995f77cfd4ae3752147ac3b11">https://ecoliteled.com/?jet_download=c80575547b59a4995f77cfd4ae3752147ac3b11</a>				
				
PART NUMBER	WATTS	LUMENS	CCT	INPUT VOLTAGE
ECO-LOC14-TROF-MWCCT- 15/19/24/29W(35/40/50K)	15W/19W/24W/29W	1,938 / 2,455 / 3,101 / 3,747	3500K / 4000K / 5000K	120-277VAC
ECO-LOC22-TROF-MWCCT- 15/19/24/29W(35/40/50K)	15W/19W/24W/29W	1,942 / 2,460 / 3,108 / 3,756	3500K / 4000K / 5000K	120-277VAC
ECO-LOC24-TROF-MWCCT- 24/29/32/39W(35/40/50K)	24W/29W/32W/39W	3,041 / 3,674 / 4,054 / 4,941	3500K / 4000K / 5000K	120-277VAC
ECO-LOC22-TROF-MWCCT- 15/19/24/29W(35/40/50K)-EM	15W/19W/24W/29W	1,942 / 2,460 / 3,108 / 3,756	3500K / 4000K / 5000K	120-277VAC
ECO-LOC24-TROF-MWCCT- 24/29/32/39W(35/40/50K)-EM	24W/29W/32W/39W	3,041 / 3,674 / 4,054 / 4,941	3500K / 4000K / 5000K	120-277VAC

# FLAT PANEL & TROFFER FIXTURES

## GALAXY II SELECTABLE BACKLIT FLAT PANEL

**PRODUCT INFORMATION:** <https://ecoliteled.com/retrofit-products/galaxy-ii-selectable-backlit-flat-panel/>  
**DOWNLOAD SPEC SHEET:** [https://ecoliteled.com/?jet\\_download=d74520848abf5b6d29167bd138b77561501576b0](https://ecoliteled.com/?jet_download=d74520848abf5b6d29167bd138b77561501576b0)



PART NUMBER	WATTS	LUMENS	CCT	INPUT VOLTAGE
ECO-LOC14-TROF-MWCCT- 15/19/24/29W(35/40/50K)	15/19/24/29W	1,938 / 2,455 / 3,101 / 3,747	3500K/4000K/5000K	120-277VAC
ECO-LOC22-TROF-MWCCT- 15/19/24/29W(35/40/50K)	15/19/24/29W	1,942 / 2,460 / 3,108 / 3,756	3500K/4000K/5000K	120-277VAC
ECO-LOC24-TROF-MWCCT- 24/29/32/39W(35/40/50K)	24/29/32/39W	3,041 / 3,674 / 4,054 / 4,941	3500K/4000K/5000K	120-277VAC
ECO-LOC22-TROF-MWCCT- 15/19/24/29W(35/40/50K)-EM	15/19/24/29W	1,942 / 2,460 / 3,108 / 3,756	3500K/4000K/5000K	120-277VAC
ECO-LOC24-TROF-MWCCT- 24/29/32/39W(35/40/50K)-EM	24/29/32/39W	3,041 / 3,674 / 4,054 / 4,941	3500K/4000K/5000K	120-277VAC
ECO-LOC-14BLPL- MWCCT15/19/24/29W(35/40/50K)	15/19/24/29W	1,884 / 2,386 / 3,014 / 3,642	3500K/4000K/5000K	120-277VAC
ECO-LOC-22BLPL- MWCCT15/19/24/29W(35/40/50K)	15/19/24/29W	1,898 / 2,404 / 3,036 / 3,668	3500K/4000K/5000K	120-277VAC
ECO-LOC-24BLPL- MWCCT29/34/39/49W(35/40/50K)	29/34/39/49W	3,816 / 4,474 / 5,132 / 6,448	3500K/4000K/5000K	120-277VAC
ECO-LOC-22BLPL- MWCCT15/19/24/29W(35/40/50K)-EM	15/19/24/29W	1,898 / 2,404 / 3,036 / 3,668	3500K/4000K/5000K	120-277VAC

## STRATOSPHERE II HIGH OUTPUT SELECTABLE PANEL


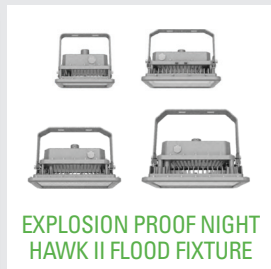
**PRODUCT INFORMATION:** <https://ecoliteled.com/retrofit-products/stratosphere-ii-high-output-selectable-panel/>  
**DOWNLOAD SPEC SHEET:** [https://ecoliteled.com/?jet\\_download=c8b9d500aa4bc5b69b3be9af28ac1e2822d8816f](https://ecoliteled.com/?jet_download=c8b9d500aa4bc5b69b3be9af28ac1e2822d8816f)



PART NUMBER	WATTS	LUMENS	CCT	INPUT VOLTAGE
ECO-LS-PL22-MW(20/25/30/35/40W)MCCT	20W/25W/30W/ 35W/40W	2,500 / 3,125 / 3,750 / 4,375 / 5,000	3000K / 3500K / 4000K / 5000K / 6500K	100-277VAC
ECO-LS-PL24-MW(30/40/50/60/72W)MCCT	30W/40W/50W/ 60W/72W	3,750 / 5,000 / 6,250 / 7,500 / 9,000	3000K / 3500K / 4000K / 5000K / 6500K	100-277VAC

# FLOOD & SECURITY FIXTURES

EcoLite LED Flood Lights deliver glare-free, uniform illumination for safe, comfortable visibility. Ideal for parking lots, roadways, campuses, and more, they offer up to 190 lm/W—among the most efficient in their class. Featuring Meanwell drivers and Nichia chips, they ensure zero maintenance for over 10 years (50,000 hours). Designed with effective thermal management, a corrosion-resistant die-cast aluminum housing, and an architectural brown finish, they are available with Slip-fitter mounts.



Applications: Monument signs, wall washing, commercial/industrial security, manufacturing, car dealerships, sporting events

LEARN MORE ► <https://ecoliteled.com/commercial-lighting-catalog/flood-fixtures>

# FLOOD & SECURITY FIXTURES

## BETA LUMA FLOOD FIXTURES

**PRODUCT INFORMATION:** <https://ecoliteled.com/retrofit-products/beta-luma-flood-fixtures/>  
**DOWNLOAD SPEC SHEET:** [https://ecoliteled.com/?jet\\_download=6805d0a9cec366ae9a62022bbc3b9f1e61d6bbce](https://ecoliteled.com/?jet_download=6805d0a9cec366ae9a62022bbc3b9f1e61d6bbce)



PART NUMBER	WATTS	LUMENS	CCT	INPUT VOLTAGE
ECO-MEZ-08-15W-BLF	15W	2000	3000K/3500K/4000K/5000K	120-277VAC
ECO-MEZ-08-27W-BLF	27W	3700	3000K/3500K/4000K/5000K	120-277VAC
ECO-MEZ-08-45W-BLF	45W	6150	3000K/3500K/4000K/5000K	120-277VAC
ECO-MEZ-08-60W-BLF	60W	7800	3000K/3500K/4000K/5000K	120-277 or 347-480VAC
ECO-MEZ-08-70W-BLF	70W	9400	3000K/3500K/4000K/5000K	120-277 or 347-480VAC
ECO-MEZ-08-100W-BLF	100W	13500	3000K/3500K/4000K/5000K	120-277 or 347-480VAC
ECO-MEZ-08-135W-BLF	135W	18000	3000K/3500K/4000K/5000K	120-277 or 347-480VAC
ECO-MEZ-08-200W-BLF	200W	26500	3000K/3500K/4000K/5000K	120-277 or 347-480VAC
ECO-MEZ-08-250W-BLF	250W	37500	3000K/3500K/4000K/5000K	120-277 or 347-480VAC
ECO-MEZ-08-350W-BLF	350W	50000	3000K/3500K/4000K/5000K	120-277 or 347-480VAC

## EXPLOSION PROOF NIGHT HAWK FLOOD FIXTURE

**PRODUCT INFORMATION:** <https://ecoliteled.com/retrofit-products/explosion-proof-night-hawk-flood-fixture/>  
**DOWNLOAD SPEC SHEET:** [https://ecoliteled.com/?jet\\_download=00fa83e901d38b6eddb82cc2270db30761de817c](https://ecoliteled.com/?jet_download=00fa83e901d38b6eddb82cc2270db30761de817c)



PART NUMBER	WATTS	LUMENS	CCT	INPUT VOLTAGE
ECO-EX-20W-D2YZDA	20W	2,800	3000K-5000K	100-277VAC or 200-480VAC or 12-48VDC
ECO-EX-40W-D2YZDA	40W	5,600	3000K-5000K	100-277VAC or 200-480VAC or 12-48VDC
ECO-EX-60W-D2YZDA	60W	8,400	3000K-5000K	100-277VAC or 200-480VAC or 12-48VDC
ECO-EX-80W-D2YZDA	80W	11,200	3000K-5000K	100-277VAC or 200-480VAC or 12-48VDC
ECO-EX-100W-DYZDA	100W	14,000	3000K-5000K	100-277VAC or 200-480VAC or 12-48VDC
ECO-EX-150W-DYZDA	150W	21,000	3000K-5000K	100-277VAC or 200-480VAC or 12-48VDC
ECO-EX-200W-DYZDA	200W	28,000	3000K-5000K	100-277VAC or 200-480VAC or 12-48VDC

## EXPLOSION PROOF NIGHT HAWK II FLOOD FIXTURE

**PRODUCT INFORMATION:** <https://ecoliteled.com/retrofit-products/explosion-proof-night-hawk-flood-fixture-2/>  
**DOWNLOAD SPEC SHEET:** [https://ecoliteled.com/?jet\\_download=af4aab8d925687c3fba5902dc12b5464a5f03b02](https://ecoliteled.com/?jet_download=af4aab8d925687c3fba5902dc12b5464a5f03b02)



PART NUMBER	WATTS	LUMENS	CCT	INPUT VOLTAGE
ECO-EX-20W-A2YZDA	20W	2,800	3000K-6500K	100-277VAC or 200-480VAC
ECO-EX-40W-A2YZDA	40W	5,600	3000K-6500K	100-277VAC or 200-480VAC
ECO-EX-60W-A2YZDA	60W	8,400	3000K-6500K	100-277VAC or 200-480VAC
ECO-EX-80W-AYZDA	80W	11,200	3000K-6500K	100-277VAC or 200-480VAC
ECO-EX-100W-AYZDA	100W	14,000	3000K-6500K	100-277VAC or 200-480VAC
ECO-EX-150W-A3YZDA	150W	21,000	3000K-6500K	120-277VAC or 277-480VAC
ECO-EX-180W-A3YZDA	180W	25,200	3000K-6500K	120-277VAC or 277-480VAC
ECO-EX-200W-A3YZDA	200W	28,000	3000K-6500K	120-277VAC or 277-480VAC
ECO-EX-250W-A4YZDA	250W	35,000	3000K-6500K	120-277VAC or 277-480VAC
ECO-EX-300W-A4YZDA	300W	42,000	3000K-6500K	120-277VAC or 277-480VAC
ECO-EX-400W-A4YZDA	400W	56,000	3000K-6500K	120-277VAC or 277-480VAC

# FLOOD & SECURITY FIXTURES

## GAMUT HIGH OUTPUT RGBW FLOOD FIXTURE

**PRODUCT INFORMATION:** <https://ecoliteled.com/retrofit-products/gamut-high-output-rgbw-flood-fixture-2/>  
**DOWNLOAD SPEC SHEET:** [https://ecoliteled.com/?jet\\_download=4d5d0a07b30c9b3d8a1d938b7e419583fe2e82d9](https://ecoliteled.com/?jet_download=4d5d0a07b30c9b3d8a1d938b7e419583fe2e82d9)



PART NUMBER	WATTS	LUMENS	CCT	INPUT VOLTAGE
ECO-GLED-TR-FL-50W-RGBW	50W	2,260	RGBW	90-305VAC
ECO-GLED-YR-FL-100W-RGBW	100W	4,430	RGBW	90-305VAC
ECO-GLED-YR-FL-120W-RGBW	120W	5,230	RGBW	90-305VAC
ECO-GLED-YR-FL-180W-RGBW	180W	8,100	RGBW	90-305VAC
ECO-GLED-YR-FL-240W-RGBW	240W	10,550	RGBW	90-305VAC
ECO-GLED-YR-FL-300W-RGBW	300W	13,180	RGBW	90-305VAC

## PULSAR FLOOD FIXTURES

**PRODUCT INFORMATION:** <https://ecoliteled.com/retrofit-products/pulsar-flood-fixtures/>  
**DOWNLOAD SPEC SHEET:** [https://ecoliteled.com/?jet\\_download=4f988b2024217ad7b73cbb40a715c3fa3036a4e3](https://ecoliteled.com/?jet_download=4f988b2024217ad7b73cbb40a715c3fa3036a4e3)



PART NUMBER	WATTS	LUMENS	CCT	INPUT VOLTAGE
ECO-CK-PULSAR-20W-FL	20W	2,700	3000K, 4000K, 5000K	120-277 or 347-480VAC
ECO-CK-PULSAR-30W-FL	30W	4,050	3000K, 4000K, 5000K	120-277 or 347-480VAC
ECO-CK-PULSAR-50W-FL	50W	6,750	3000K, 4000K, 5000K	120-277 or 347-480VAC
ECO-CK-PULSAR-70W-FL	70W	9,450	3000K, 4000K, 5000K	120-277 or 347-480VAC
ECO-CK-PULSAR-80W-FL	80W	10,800	3000K, 4000K, 5000K	120-277 or 347-480VAC
ECO-CK-PULSAR-100W-FL	100W	13,500	3000K, 4000K, 5000K	120-277 or 347-480VAC
ECO-CK-PULSAR-120W-FL	120W	16,200	3000K, 4000K, 5000K	120-277 or 347-480VAC
ECO-CK-PULSAR-150W-FL	150W	20,250	3000K, 4000K, 5000K	120-277 or 347-480VAC
ECO-CK-PULSAR-200W-FL	200W	27,000	3000K, 4000K, 5000K	120-277 or 347-480VAC
ECO-CK-PULSAR-240W-FL	240W	32,400	3000K, 4000K, 5000K	120-277 or 347-480VAC
ECO-CK-PULSAR-300W-FL	300W	40,500	3000K, 4000K, 5000K	120-277 or 347-480VAC

## NORTH STAR ARENA & STADIUM FLOOD FIXTURE

**PRODUCT INFORMATION:** <https://ecoliteled.com/retrofit-products/north-star-arena-stadium-flood-fixture-3/>  
**DOWNLOAD SPEC SHEET:** [https://ecoliteled.com/?jet\\_download=dbcebcd96a01b4c045e194e76bacad1d48a1b03f](https://ecoliteled.com/?jet_download=dbcebcd96a01b4c045e194e76bacad1d48a1b03f)



PART NUMBER	WATTS	LUMENS	CCT	INPUT VOLTAGE
ECO-KAO-NS-100W-FL North Star	100W	17,000	3000K/4000K/5000K/5700K	90-305 VAC
ECO-KAO-NS-150W-FL North Star	150W	25,500	3000K/4000K/5000K/5700K	90-305 VAC
ECO-KAO-NS-180W-FL North Star	180W	30,600	3000K/4000K/5000K/5700K	90-305 VAC
ECO-KAO-NS-200W-FL North Star	200W	34,000	3000K/4000K/5000K/5700K	90-305 VAC
ECO-KAO-NS-300W-FL North Star	300W	51,000	3000K/4000K/5000K/5700K	90-305 VAC
ECO-KAO-NS-360W-FL North Star	360W	61,200	3000K/4000K/5000K/5700K	90-305 VAC
ECO-KAO-NS-400W-FL North Star	400W	68,000	3000K/4000K/5000K/5700K	90-305 VAC
ECO-KAO-NS-500W-FL North Star	500W	85,000	3000K/4000K/5000K/5700K	90-305 VAC
ECO-KAO-NS-720W-FL North Star	720W	122,400	3000K/4000K/5000K/5700K	90-305 VAC
ECO-KAO-NS-1000W-FL North Star	1000W	170,000	3000K/4000K/5000K/5700K	90-305 VAC

# FLOOD & SECURITY FIXTURES

## SOLANA FLOOD FIXTURE

**PRODUCT INFORMATION:** <https://ecoliteled.com/retrofit-products/solana-flood-fixture/>  
**DOWNLOAD SPEC SHEET:** [https://ecoliteled.com/?jet\\_download=9e9a7d5f4b7e6196ff6c55c7df896c9bdd57d15d](https://ecoliteled.com/?jet_download=9e9a7d5f4b7e6196ff6c55c7df896c9bdd57d15d)



PART NUMBER	WATTS	LUMENS	CCT	INPUT VOLTAGE
ECO-CGA-HA04-150W-SOL	150W	22,500	2000K-6500K, 5000K standard, Red, Green, Blue, Amber	100-277VAC or 277-480VAC
ECO-CGA-HA04-200W-SOL	200W	30,000	2000K-6500K, 5000K standard, Red, Green, Blue, Amber	100-277VAC or 277-480VAC
ECO-CGA-HA04-240W-SOL	240W	36,000	2000K-6500K, 5000K standard, Red, Green, Blue, Amber	100-277VAC or 277-480VAC

## QUASAR II SELECTABLE FLOOD LIGHT

**PRODUCT INFORMATION:** <https://ecoliteled.com/retrofit-products/quasar-ii-selectable-flood-light/>  
**DOWNLOAD SPEC SHEET:** [https://ecoliteled.com/?jet\\_download=02f74ea29da211305356b20bfdddb010f25e8b4d](https://ecoliteled.com/?jet_download=02f74ea29da211305356b20bfdddb010f25e8b4d)



PART NUMBER	WATTS	LUMENS	CCT	INPUT VOLTAGE
ECO-SEM-MFD11-15W27VDDK-FD	16W/13W/10W/6W	2300/1800/1500/900	3000K/4000K/5000K	120-277 VAC
ECO-SEM-MFD11-27W27VDDK-FD	27W/20W/16W/11W	3700/2900/2200/1700	3000K/4000K/5000K	120-277 VAC
ECO-SEM-MFD11-40W27VDDK-FD	40W/30W/22W/14W	5800/4500/3400/2300	3000K/4000K/5000K	120-277 VAC
ECO-SEM-MFD11-65W27VDDK-FD	66W/54W/41W/28W	9400/7800/5900/4000	3000K/4000K/5000K	120-277 VAC
ECO-SEM-MFD11-90W27VDDK-FD	94W/68W/51W/33W	14000/10500/8100/5500	3000K/4000K/5000K	120-277 VAC
ECO-SEM-MFD11-120W27VDDK-FD	123W/99W/71W/53W	18100/15100/11200/8600	3000K/4000K/5000K	120-277 VAC

# GAS STATION & CANOPY FIXTURES

EcoLite LED recessed and surface canopy fixtures are ideal for gas stations and walkways, delivering high lumen output to enhance visibility and attract customers. Built with a durable die-cast aluminum housing and anti-corrosive finish, they withstand harsh environments. A patented tempered glass lens ensures even light distribution, while reliable Meanwell Drivers provide 10 years (50,000 hours) of maintenance-free performance.



Applications: Widely used in gas stations, loading docks, parking garages, covered walkways, drive-thru areas, and other custom applications, etc.

LEARN MORE ► <https://ecoliteled.com/commercial-lighting-catalog/gas-station-canopy-fixtures>

# GAS STATION & CANOPY FIXTURES

## CONSTELLATION SELECT CANOPY

**PRODUCT INFORMATION:** <https://ecoliteled.com/retrofit-products/constellation-select-canopy/>  
**DOWNLOAD SPEC SHEET:** [https://ecoliteled.com/?jet\\_download=8b387982f952c06f9d44c37a7537b1a3f490eebd](https://ecoliteled.com/?jet_download=8b387982f952c06f9d44c37a7537b1a3f490eebd)



PART NUMBER	WATTS	LUMENS	CCT	INPUT VOLTAGE
ECO-SEM-MCP07-60W27VDDK-CP	60W/48W/36W/25W	8,400/7,000/5,600/4,000	3000K/4000K/5000K	120-277VAC

## CONSTELLATION STAR MULTI WATTAGE & CCT SELECTABLE CANOPY FIXTURE

**PRODUCT INFORMATION:** <https://ecoliteled.com/retrofit-products/constellation-star-multi-wattage-cct-selectable-canopy-fixture/>  
**DOWNLOAD SPEC SHEET:** [https://ecoliteled.com/?jet\\_download=a014939cf017bc04001ac2c057588ead04062e24](https://ecoliteled.com/?jet_download=a014939cf017bc04001ac2c057588ead04062e24)



PART NUMBER	WATTS	LUMENS	CCT	INPUT VOLTAGE
ECO-SEM-MCP08-MW(40/32/24/16)MCCT(30/40/50K)	40W/32W/24W/16W	6,200/5,100/3,900/2,700	3000K/4000K/5000K	120-277VAC
ECO-SEM-MCP08-MW(60/48/36/24)MCCT(30/40/50K)	60W/48W/36W/24W	9,400/7,900/6,100/4,100	3000K/4000K/5000K	120-277VAC
ECO-SEM-MCP08-MW(70/56/42/28)MCCT(30/40/50K)	70W/56W/42W/28W	10,500/8,700/6,700/4,600	3000K/4000K/5000K	120-277VAC

## HIGH OCTANE SURFACE MOUNT CANOPY FIXTURE

**PRODUCT INFORMATION:** <https://ecoliteled.com/retrofit-products/high-octane-surface-mount-canopy-fixture/>  
**DOWNLOAD SPEC SHEET:** [https://ecoliteled.com/?jet\\_download=6b526108d9890ca2d4cc342553268c7d9bacd0ca](https://ecoliteled.com/?jet_download=6b526108d9890ca2d4cc342553268c7d9bacd0ca)



PART NUMBER	WATTS	LUMENS	CCT	INPUT VOLTAGE
ECO-CNS-HO-180W-CL	180W	25,400	4000K/4500K/5000K/5700K	120-277VAC

## OCTANE PLUS RECESSED CANOPY

**PRODUCT INFORMATION:** <https://ecoliteled.com/retrofit-products/octane-plus-recessed-canopy/>  
**DOWNLOAD SPEC SHEET:** [https://ecoliteled.com/?jet\\_download=ad36667bfaa85fd0c39be2353b890d68cba3753e](https://ecoliteled.com/?jet_download=ad36667bfaa85fd0c39be2353b890d68cba3753e)



PART NUMBER	WATTS	LUMENS	CCT	INPUT VOLTAGE
RK-GS80W-01-G7	80W	11,200	4000K/4500K/5000K/5700K	100-277VAC
RK-GS100W-01-G7	100W	14,000	4000K/4500K/5000K/5700K	100-277VAC
RK-GS120W-01-G7	120W	16,800	4000K/4500K/5000K/5700K	100-277VAC
RK-GS150W-01-G7	150W	21,000	4000K/4500K/5000K/5700K	100-277VAC

## PETRO GEN 2 GAS STATION CANOPY FIXTURE

**PRODUCT INFORMATION:** <https://ecoliteled.com/retrofit-products/petro-gen-2-gas-station-canopy-fixture/>  
**DOWNLOAD SPEC SHEET:** [https://ecoliteled.com/?jet\\_download=a03defde1384e977dbcb74e1fc902f2b9017f106](https://ecoliteled.com/?jet_download=a03defde1384e977dbcb74e1fc902f2b9017f106)



PART NUMBER	WATTS	LUMENS	CCT	INPUT VOLTAGE
ECO-CPN-100W-GC	100W	18,000	4000K/5000K/5700K	100-277VAC
ECO-CPN-130W-GC	130W	24,000	4000K/5000K/5700K	100-277VAC
ECO-CPN-150W-GC	150W	28,000	4000K/5000K/5700K	100-277VAC

# GAS STATION & CANOPY FIXTURES

## SATURN SELECT CANOPY FIXTURE

**PRODUCT INFORMATION:** <https://ecoliteled.com/retrofit-products/saturn-select-canopy-fixture/>  
**DOWNLOAD SPEC SHEET:** [https://ecoliteled.com/?jet\\_download=7abe62b15e7b3f803859a03e13f9a98b26f7f131](https://ecoliteled.com/?jet_download=7abe62b15e7b3f803859a03e13f9a98b26f7f131)



PART NUMBER	WATTS	LUMENS	CCT	INPUT VOLTAGE
ECO-SEM-MCP03-MW(22/34/46/60W)MCCT(40/50K)	60W/46W/34W/22W	7,700/6,500/5,000/3,600	4000K/5000K	120-277VAC

## SUPER OCTANE SURFACE MOUNTED CANOPY FIXTURE



**PRODUCT INFORMATION:** <https://ecoliteled.com/retrofit-products/super-octane-surface-mounted-canopy-fixture/>  
**DOWNLOAD SPEC SHEET:** [https://ecoliteled.com/?jet\\_download=5c9a4e5df252f46adc658070fff863465e467f81](https://ecoliteled.com/?jet_download=5c9a4e5df252f46adc658070fff863465e467f81)



PART NUMBER	WATTS	LUMENS	CCT	INPUT VOLTAGE
ECO-RESESO-160W-GSCF	160W	18,000	4000K/5000K/5700K	100-277VAC
ECO-RESESO-200W-GSCF	200W	24,000	4000K/5000K/5700K	100-277VAC
ECO-RESESO-240W-GSCF	240W	28,000	4000K/5000K/5700K	100-277VAC

# HAZARDOUS LOCATION FIXTURES

EcoLite LED hazardous location fixtures are explosion-proof and ideal for facilities with hydrogen or gas, offering a compact, efficient upgrade to bulky, high-maintenance lights. Made from powder-coated, copper-free aluminum alloy, they feature heat-dissipating, anti-vibration design for durability and a 150,000-hour lifespan with 80% lumen retention. Equipped with premium Meanwell Drivers and Nichia chips, they deliver up to 140 lm/W efficiency.



## CLASSES:

Class I, Division 1, Groups C, D

Class I, Division 2, Groups A, B, C, D

Class II, Division 1, Groups E, F, G

Class II, Division 2, Groups E, F, G

Class III

**LEARN MORE** ► <https://ecoliteled.com/commercial-lighting-catalog/industrial-petrochemical-fixtures>

# HAZARDOUS LOCATION FIXTURES

## ARBITRUM LOW BAY FIXTURE

**PRODUCT INFORMATION:** <https://ecoliteled.com/retrofit-products/arbitrum-low-bay-fixture/>  
**DOWNLOAD SPEC SHEET:** [https://ecoliteled.com/?jet\\_download=bc3b42f42479c53eb41b74b49eac553200353600](https://ecoliteled.com/?jet_download=bc3b42f42479c53eb41b74b49eac553200353600)



PART NUMBER	WATTS	LUMENS	CCT	INPUT VOLTAGE
ECO-CGA-HA03-30W-ARB	30W	4,200	2000K-6500K, 5000K standard, Red, Green, Blue, Amber	100-277VAC or 277-480VAC
ECO-CGA-HA03-40W-ARB	40W	5,600	2000K-6500K, 5000K standard, Red, Green, Blue, Amber	100-277VAC
ECO-CGA-HA03-50W-ARB	50W	7,000	2000K-6500K, 5000K standard, Red, Green, Blue, Amber	100-277VAC
ECO-CGA-HA03-60W-ARB	60W	8,400	2000K-6500K, 5000K standard, Red, Green, Blue, Amber	100-277VAC or 277-480VAC
ECO-CGA-HA03-70W-ARB	70W	9,800	2000K-6500K, 5000K standard, Red, Green, Blue, Amber	100-277VAC

## EXPLOSION PROOF EAGLE EYE I HIGH BAY FIXTURE

**PRODUCT INFORMATION:** <https://ecoliteled.com/retrofit-products/explosion-proof-eagle-eye-i-high-bay-fixture/>  
**DOWNLOAD SPEC SHEET:** [https://ecoliteled.com/?jet\\_download=052b9af0dd882447d4b22b6abd32bfff6cb6bc982](https://ecoliteled.com/?jet_download=052b9af0dd882447d4b22b6abd32bfff6cb6bc982)



PART NUMBER	WATTS	LUMENS	CCT	INPUT VOLTAGE
ECO-EX-20W-B2YZDA	20W	2,800	3000K-5000K	AC100-277V(by driver or by IC) Or DC12-48V
ECO-EX-40W- B2YZDA	40W	5,600	3000K-5000K	AC100-277V(by driver or by IC) Or DC12-48V
ECO-EX-60W- BYZDA	60W	8,400	3000K-5000K	AC100-277V(by driver or by IC) Or DC12-48V Or AC200-480V(<65W)
ECO-EX-80W BYZDA	80W	11,200	3000K-5000K	AC100-277V(by driver or by IC) Or DC12-48V Or AC200-480V(<65W)
ECO-EX-100W B3YZDA	100W	14,000	3000K-5000K	AC100-277V(by driver or by IC) Or DC12-48V Or AC200-480V
ECO-EX-120W B3YZDA	120W	16,800	3000K-5000K	AC100-277V(by driver or by IC) Or DC12-48V Or AC200-480V
ECO-EX-150W B3YZDA	150W	21,000	3000K-5000K	AC100-277V(by driver or by IC) Or DC12-48V Or AC200-480V
ECO-EX-200W B3YZDA	200W	28,000	3000K-5000K	AC100-277V(by driver or by IC) Or DC12-48V Or AC200-480V
ECO-EX-250W B4YZDA	250W	35,000	3000K-5000K	AC100-277V(by driver or by IC) Or DC12-48V Or AC200-480V
ECO-EX-300W B4YZDA	300W	42,000	3000K-5000K	AC100-277V(by driver or by IC) Or DC12-48V Or AC200-480V
ECO-EX-350W B4YZDA	350W	49,000	3000K-5000K	AC100-277V(by driver or by IC) Or DC12-48V Or AC200-480V
ECO-EX-400W B4YZDA	400W	56,000	3000K-5000K	AC100-277V(by driver or by IC) Or DC12-48V Or AC200-480V

# HAZARDOUS LOCATION FIXTURES

## EAGLE EYE II FLOOD FIXTURE

**PRODUCT INFORMATION:** <https://ecoliteled.com/retrofit-products/eagle-eye-ii-flood-fixture/>  
**DOWNLOAD SPEC SHEET:** [https://ecoliteled.com/?jet\\_download=4875ff9b32a4fa1fed3c508820f1b648a6a2be2e](https://ecoliteled.com/?jet_download=4875ff9b32a4fa1fed3c508820f1b648a6a2be2e)



PART NUMBER	WATTS	LUMENS	CCT	INPUT VOLTAGE
ECO-EX-20W-AN50D120	20W	2,800	3000K-6500K	100-277VAC or 200-480VAC
ECO-EX-40W-AN50D120	40W	5,600	3000K-6500K	100-277VAC or 200-480VAC
ECO-EX-60W-AN50D120	60W	8,400	3000K-6500K	100-277VAC or 200-480VAC
ECO-EX-80W-AN50D120	80W	11,200	3000K-6500K	100-277VAC or 200-480VAC
ECO-EX-100W-AN50D120	100W	14,000	3000K-6500K	100-277VAC or 200-480VAC
ECO-EX-150W-AN50D120	150W	21,000	3000K-6500K	100-277VAC or 200-480VAC
ECO-EX-180W-AN50D120	180W	25,200	3000K-6500K	100-277VAC or 200-480VAC
ECO-EX-200W-AN50D120	200W	28,000	3000K-6500K	100-277VAC or 200-480VAC
ECO-EX-250W-AN50D120	250W	35,000	3000K-6500K	100-277VAC or 200-480VAC
ECO-EX-300W-AN50D120	300W	42,000	3000K-6500K	100-277VAC or 200-480VAC
ECO-EX-400W-AN50D120	400W	56,000	3000K-6500K	100-277VAC or 200-480VAC

## ETHEREUM LINEAR LUMINAIRE FIXTURE

**PRODUCT INFORMATION:** <https://ecoliteled.com/retrofit-products/ethereum-linear-luminaire-fixture/>  
**DOWNLOAD SPEC SHEET:** [https://ecoliteled.com/?jet\\_download=c9d52aee9d4dca5ba36921570b05192b8caf85f0](https://ecoliteled.com/?jet_download=c9d52aee9d4dca5ba36921570b05192b8caf85f0)



PART NUMBER	WATTS	LUMENS	CCT	INPUT VOLTAGE
O-CGA-HA06-20W-ETH	20W	3,200	2000K-6500K, 5000K standard, Red, Green, Blue, Amber	100-277VAC only
ECO-CGA-HA06-30W-ETH	30W	4,800	2000K-6500K, 5000K standard, Red, Green, Blue, Amber	100-277VAC or 277-480VAC
ECO-CGA-HA06-40W-ETH	40W	6,400	2000K-6500K, 5000K standard, Red, Green, Blue, Amber	100-277VAC or 277-480VAC
ECO-CGA-HA06-50W-ETH	50W	8,000	2000K-6500K, 5000K standard, Red, Green, Blue, Amber	100-277VAC or 277-480VAC
ECO-CGA-HA06-60W-ETH	60W	9,600	2000K-6500K, 5000K standard, Red, Green, Blue, Amber	100-277VAC or 277-480VAC
ECO-CGA-HA06-70W-ETH	70W	11,200	2000K-6500K, 5000K standard, Red, Green, Blue, Amber	100-277VAC or 277-480VAC
ECO-CGA-HA06-80W-ETH	80W	12,800	2000K-6500K, 5000K standard, Red, Green, Blue, Amber	100-277VAC or 277-480VAC
ECO-CGA-HA06-100W-ETH	100W	16,000	2000K-6500K, 5000K standard, Red, Green, Blue, Amber	100-277VAC or 277-480VAC

## EXPLOSION PROOF FALCON II LINEAR LOW BAY FIXTURE

**PRODUCT INFORMATION:** <https://ecoliteled.com/retrofit-products/falcon-ii-linear-low-bay/>  
**DOWNLOAD SPEC SHEET:** [https://ecoliteled.com/?jet\\_download=7ea0b30bc4505676a533b7505031f8eac8763b91](https://ecoliteled.com/?jet_download=7ea0b30bc4505676a533b7505031f8eac8763b91)



PART NUMBER	WATTS	LUMENS	CCT	INPUT VOLTAGE
ECO-EX-20W-I2YZDA	20W	2,800	2700K-7000K	100-277 VAC or 200-480 VAC
ECO-EX-40W-I2YZDA	40W	5,600	2700K-7000K	100-277 VAC or 200-480 VAC
ECO-EX-60W-I2YZDA	60W	8,400	2700K-7000K	100-277 VAC or 200-480 VAC
ECO-EX-40W-I4YZDA	40W	5,600	2700K-7000K	100-277 VAC or 200-480 VAC
ECO-EX-60W-I4YZDA	60W	8,400	2700K-7000K	100-277 VAC or 200-480 VAC
ECO-EX-80W-I4YZDA	80W	11,200	2700K-7000K	100-277 VAC or 200-480 VAC
ECO-EX-100W-I4YZDA	100W	14,000	2700K-7000K	100-277 VAC or 200-480 VAC
ECO-EX-120W-I4YZDA	120W	16,800	2700K-7000K	100-277 VAC or 200-480 VAC

# HAZARDOUS LOCATION FIXTURES

## EXPLOSION PROOF JELLY JAR FIXTURE

**PRODUCT INFORMATION:** <https://ecoliteled.com/retrofit-products/explosion-proof-jelly-jar-fixture/>  
**DOWNLOAD SPEC SHEET:** [https://ecoliteled.com/?jet\\_download=fa1f61c128076a7cd0ee1c9799fff0ee88de79b1](https://ecoliteled.com/?jet_download=fa1f61c128076a7cd0ee1c9799fff0ee88de79b1)



PART NUMBER	WATTS	LUMENS	CCT	INPUT VOLTAGE
ECO-EX-10W-GXYZ	10W	1,400	3000K-5000K	100-277VAC
ECO-EX-20W-GXYZ	20W	2,800	3000K-5000K	100-277VAC
ECO-EX-30W-GXYZ	30W	4,200	3000K-5000K	100-277VAC
ECO-EX-40W-GXYZ	40W	5,600	3000K-5000K	100-277VAC
ECO-EX-50W-GXYZ	50W	7,000	3000K-5000K	100-277VAC

## EXPLOSION PROOF LASER LINEAR HIGH BAY FIXTURE

**PRODUCT INFORMATION:** <https://ecoliteled.com/retrofit-products/explosion-proof-laser-linear-high-bay-fixture-2/>  
**DOWNLOAD SPEC SHEET:** [https://ecoliteled.com/?jet\\_download=28586623ea03f0b5f90fcb61088c479d19960a7d](https://ecoliteled.com/?jet_download=28586623ea03f0b5f90fcb61088c479d19960a7d)



PART NUMBER	WATTS	LUMENS	CCT	INPUT VOLTAGE
ECO-EX-20W-H2YZDA	20W	2,800	3000K-5000K	100-277VAC, IC 100-277VAC, 200-480 VAC, 12-48 VDC
ECO-EX-40W-H2YZDA	40W	5,600	3000K-5000K	100-277VAC, IC 100-277VAC, 200-480 VAC, 12-48 VDC
ECO-EX-40W-H4YZDA	40W	5,600	3000K-5000K	100-277VAC, IC 100-277VAC, 200-480 VAC, 12-48 VDC
ECO-EX-60W-H4YZDA	60W	8,400	3000K-5000K	100-277VAC, IC 100-277VAC, 200-480 VAC, 12-48 VDC
ECO-EX-80W-H4YZDA	80W	11,200	3000K-5000K	100-277VAC, IC 100-277VAC, 200-480 VAC, 12-48 VDC

## EXPLOSION PROOF NIGHT OWL AREA LIGHT FIXTURE

**PRODUCT INFORMATION:** <https://ecoliteled.com/retrofit-products/explosion-proof-night-owl-area-light-fixture/>  
**DOWNLOAD SPEC SHEET:** [https://ecoliteled.com/?jet\\_download=a1ec3fe6d8e3e23119a377b1f1242ae4a10a6e1c](https://ecoliteled.com/?jet_download=a1ec3fe6d8e3e23119a377b1f1242ae4a10a6e1c)



PART NUMBER	WATTS	LUMENS	CCT	INPUT VOLTAGE
ECO-EX-20W-EYZDA	20W	2,800	3000K-5000K	100-277VAC or 200- 480 VAC or 12-48VDC
ECO-EX-40W-EYZDA	40W	5,600	3000K-5000K	100-277VAC or 200- 480 VAC or 12-48VDC
ECO-EX-60W-EYZDA	60W	8,400	3000K-5000K	100-277VAC or 200- 480 VAC or 12-48VDC
ECO-EX-80W-EYZDA	80W	11,200	3000K-5000K	100-277VAC or 200- 480 VAC or 12-48VDC
ECO-EX-100W-EYZDA	100W	14,000	3000K-5000K	100-277VAC or 200- 480 VAC or 12-48VDC
ECO-EX-150W-EYZDA	150W	21,000	3000K-5000K	100-277VAC or 200- 480 VAC or 12-48VDC

# HAZARDOUS LOCATION FIXTURES

## EXPLOSION PROOF NIGHT HAWK FLOOD FIXTURE

PRODUCT INFORMATION: <https://ecoliteled.com/retrofit-products/explosion-proof-night-hawk-flood-fixture/>  
 DOWNLOAD SPEC SHEET: [https://ecoliteled.com/?jet\\_download=9bec1c0a2b7932120684374878245c17acddfacc](https://ecoliteled.com/?jet_download=9bec1c0a2b7932120684374878245c17acddfacc)



PART NUMBER	WATTS	LUMENS	CCT	INPUT VOLTAGE
ECO-EX-20W-D2YZDA	20W	2,800	3000K-5000K	100-277VAC or 200- 480VAC or 12-48VDC
ECO-EX-40W-D2YZDA	40W	5,600	3000K-5000K	100-277VAC or 200- 480VAC or 12-48VDC
ECO-EX-60W-D2YZDA	60W	8,400	3000K-5000K	100-277VAC or 200- 480VAC or 12-48VDC
ECO-EX-80W-D2YZDA	80W	11,200	3000K-5000K	100-277VAC or 200- 480VAC or 12-48VDC
ECO-EX-100W-DYZDA	100W	14,000	3000K-5000K	100-277VAC or 200- 480VAC or 12-48VDC
ECO-EX-150W-DYZDA	150W	21,000	3000K-5000K	100-277VAC or 200- 480VAC or 12-48VDC
ECO-EX-200W-DYZDA	200W	28,000	3000K-5000K	100-277VAC or 200- 480VAC or 12-48VDC

## EXPLOSION PROOF OSPREY I EXIT LIGHT

PRODUCT INFORMATION: <https://ecoliteled.com/retrofit-products/explosion-proof-osprey-i-exit-light/>  
 DOWNLOAD SPEC SHEET: [https://ecoliteled.com/?jet\\_download=ec2683de6b7442dd15138281fb75957b58e94ce7](https://ecoliteled.com/?jet_download=ec2683de6b7442dd15138281fb75957b58e94ce7)



PART NUMBER	WATTS	LUMENS	COLOR	INPUT VOLTAGE
ECO-EX-5W-JCIDI	5W	N/A	Red or Green	100-277VAC or 100-347VAC

## EXPLOSION PROOF OSPREY II EXIT LIGHT

PRODUCT INFORMATION: <https://ecoliteled.com/retrofit-products/explosion-proof-osprey-ii-exit-light/>  
 DOWNLOAD SPEC SHEET: [https://ecoliteled.com/?jet\\_download=778b7d325b3be05589a07380efea48a4ec471861](https://ecoliteled.com/?jet_download=778b7d325b3be05589a07380efea48a4ec471861)



PART NUMBER	WATTS	LUMENS	COLOR	INPUT VOLTAGE
ECO-EX-5W-VIBR	5W		Red	100-277VAC
ECO-EX-5W-VIBG	5W		Green	100-277VAC

## EXPLOSION PROOF SKY HAWK HIGH BAY PLUS FIXTURE

PRODUCT INFORMATION: <https://ecoliteled.com/retrofit-products/explosion-proof-sky-hawk-plus-high-bay-fixture/>  
 DOWNLOAD SPEC SHEET: [https://ecoliteled.com/?jet\\_download=fd4ead29d9ae3247687b10cac9e8ed840ad07511](https://ecoliteled.com/?jet_download=fd4ead29d9ae3247687b10cac9e8ed840ad07511)



PART NUMBER	WATTS	LUMENS	CCT	INPUT VOLTAGE
ECO-EX-20W-C2YZDA	20W	2,800	3000K-5000K	100-277VAC
ECO-EX-60W-C2YZDA	60W	8,400	3000K-5000K	100-277VAC
ECO-EX-80W-C2YZDA	80W	11,200	3000K-5000K	100-277VAC
ECO-EX-100W-CYZDA	100W	14,000	3000K-5000K	100-277VAC
ECO-EX-150W-CYZDA	150W	21,000	3000K-5000K	100-277VAC
ECO-EX-200W-C3YZDA	200W	28,000	3000K-5000K	100-277VAC
ECO-EX-250W-C3YZDA	250W	35,000	3000K-5000K	100-277VAC
ECO-EX-280W-C3YZDA	280W	39,200	3000K-5000K	100-277VAC

# HAZARDOUS LOCATION FIXTURES

## SOLANA FLOOD FIXTURE

**PRODUCT INFORMATION:** <https://ecoliteled.com/retrofit-products/solana-flood-fixture/>  
**DOWNLOAD SPEC SHEET:** [https://ecoliteled.com/?jet\\_download=9e9a7d5f4b7e6196ff6c55c7df896c9bdd57d15d](https://ecoliteled.com/?jet_download=9e9a7d5f4b7e6196ff6c55c7df896c9bdd57d15d)



PART NUMBER	WATTS	LUMENS	CCT	INPUT VOLTAGE
ECO-CGA-HA04-150W-SOL	150W	22,500	2000K-6500K, 5000K standard, Red, Green, Blue, Amber	100-277VAC or 277-480VAC
ECO-CGA-HA04-200W-SOL	200W	30,000	2000K-6500K, 5000K standard, Red, Green, Blue, Amber	100-277VAC or 277-480VAC
ECO-CGA-HA04-240W-SOL	240W	36,000	2000K-6500K, 5000K standard, Red, Green, Blue, Amber	100-277VAC or 277-480VAC

## STELLAR LUMEN MULTIVERSE FIXTURE

**PRODUCT INFORMATION:** <https://ecoliteled.com/retrofit-products/stellar-lumen-multiverse-fixture/>  
**DOWNLOAD SPEC SHEET:** [https://ecoliteled.com/?jet\\_download=ef4292e4c05cdb4da9a7f0def6cc17ea9dcf5981](https://ecoliteled.com/?jet_download=ef4292e4c05cdb4da9a7f0def6cc17ea9dcf5981)



PART NUMBER	WATTS	LUMENS	CCT	INPUT VOLTAGE
ECO-CGA-HA05-30W-SL	30W	4,200	2000K-6500K, 5000K standard, Red, Green, Blue, Amber	100-277VAC or 277-480VAC
ECO-CGA-HA05-50W-SL	50W	7,000	2000K-6500K, 5000K standard, Red, Green, Blue, Amber	100-277VAC or 277-480VAC
ECO-CGA-HA05-75W-SL	75W	10,500	2000K-6500K, 5000K standard, Red, Green, Blue, Amber	100-277VAC or 277-480VAC
ECO-CGA-HA05-100W-SL	100W	14,000	2000K-6500K, 5000K standard, Red, Green, Blue, Amber	100-277VAC or 277-480VAC
ECO-CGA-HA05-120W-SL	120W	16,800	2000K-6500K, 5000K standard, Red, Green, Blue, Amber	100-277VAC or 277-480VAC
ECO-CGA-HA05-150W-SL	150W	21,000	2000K-6500K, 5000K standard, Red, Green, Blue, Amber	100-277VAC or 277-480VAC
ECO-CGA-HA05-180W-SL	180W	25,200	2000K-6500K, 5000K standard, Red, Green, Blue, Amber	100-277VAC or 277-480VAC
ECO-CGA-HA05-200W-SL	200W	28,000	2000K-6500K, 5000K standard, Red, Green, Blue, Amber	100-277VAC or 277-480VAC
ECO-CGA-HA05-240W-SL	240W	33,600	2000K-6500K, 5000K standard, Red, Green, Blue, Amber	100-277VAC or 277-480VAC

## TRON LOW BAY & JELLY JAR FIXTURE




**PRODUCT INFORMATION:** <https://ecoliteled.com/retrofit-products/tron-low-bay-jelly-jar-fixture/>  
**DOWNLOAD SPEC SHEET:** [https://ecoliteled.com/?jet\\_download=4ff647e1c1783207254f6bbefc48473e5630bbec](https://ecoliteled.com/?jet_download=4ff647e1c1783207254f6bbefc48473e5630bbec)



PART NUMBER	WATTS	LUMENS	CCT	INPUT VOLTAGE
ECO-CGA-HA10-30W-TRON	30W	4,700	2000K-6500K, 5000K standard, Red, Green, Blue, Amber	120-277VAC or 277-480VAC
ECO-CGA-HA10-40W-TRON	40W	6,100	2000K-6500K, 5000K standard, Red, Green, Blue, Amber	120-277VAC or 277-480VAC
ECO-CGA-HA10-50W-TRON	50W	7,600	2000K-6500K, 5000K standard, Red, Green, Blue, Amber	120-277VAC or 277-480VAC
ECO-CGA-HA10-60W-TRON	60W	9,000	2000K-6500K, 5000K standard, Red, Green, Blue, Amber	120-277VAC or 277-480VAC
ECO-CGA-HA10-75W-TRON	75W	11,000	2000K-6500K, 5000K standard, Red, Green, Blue, Amber	120-277VAC or 277-480VAC

# HIGH BAY FIXTURES

EcoLite LED high bay fixtures are ideal for warehouses and manufacturing with ceilings from 20–80 feet. Delivering up to 170 lm/W and rated IP66 waterproof, they feature solid billet aluminum housing, gasketed polycarbonate optics, and use Meanwell Drivers with Philips 3030/5050 chips for over 10 years (50,000 hours) of maintenance-free use. Easily boom or surface mounted, they can be connected end-to-end and support Zigbee, DALI, Danetree, DMX512 controls, plus motion and light harvesting sensors.



Applications: Manufacturing, Sports Arenas, Assembly, Gymnasium, Warehousing & Industrial

LEARN MORE ► <https://ecoliteled.com/commercial-lighting-catalog/high-bay-fixtures>

# HIGH BAY FIXTURES

## ARBITRUM LOW BAY FIXTURE

**PRODUCT INFORMATION:** <https://ecoliteled.com/retrofit-products/arbitrum-low-bay-fixture/>  
**DOWNLOAD SPEC SHEET:** [https://ecoliteled.com/?jet\\_download=bc3b42f42479c53eb41b74b49eac553200353600](https://ecoliteled.com/?jet_download=bc3b42f42479c53eb41b74b49eac553200353600)



PART NUMBER	WATTS	LUMENS	CCT	INPUT VOLTAGE
ECO-CGA-HA03-30W-ARB	30W	4,200	2000K-6500K, 5000K standard, Red, Green, Blue, Amber	100-277VAC or 277-480VAC
ECO-CGA-HA03-40W-ARB	40W	5,600	2000K-6500K, 5000K standard, Red, Green, Blue, Amber	100-277VAC
ECO-CGA-HA03-50W-ARB	50W	7,000	2000K-6500K, 5000K standard, Red, Green, Blue, Amber	100-277VAC
ECO-CGA-HA03-60W-ARB	60W	8,400	2000K-6500K, 5000K standard, Red, Green, Blue, Amber	100-277VAC or 277-480VAC
ECO-CGA-HA03-70W-ARB	70W	9,800	2000K-6500K, 5000K standard, Red, Green, Blue, Amber	100-277VAC

## BIG BANG HIGH TEMPERATURE HIGH BAY

**PRODUCT INFORMATION:** <https://ecoliteled.com/retrofit-products/big-bang-high-temperature-high-bay/>  
**DOWNLOAD SPEC SHEET:** [https://ecoliteled.com/?jet\\_download=b9d8085bc13865ab8dc5b2a0fc3d72b728c01ebb](https://ecoliteled.com/?jet_download=b9d8085bc13865ab8dc5b2a0fc3d72b728c01ebb)



PART NUMBER	WATTS	LUMENS	CCT	INPUT VOLTAGE
ECO-HL-BBHT-400W-HB	400W	56,000	3000K, 4000K, 5000K, 5700K	120-277VAC or 277-480VAC
ECO-HL-BBHT-500W-HB	500W	70,000	3000K, 4000K, 5000K, 5700K	120-277VAC or 277-480VAC
ECO-HL-BBHT-750W-HB	750W	105,000	3000K, 4000K, 5000K, 5700K	120-277VAC or 277-480VAC

## EVEREST A1 SERIES LINEAR HIGH BAY

**PRODUCT INFORMATION:** <https://ecoliteled.com/retrofit-products/everest-a1-series-linear-high-bay/>  
**DOWNLOAD SPEC SHEET:** [https://ecoliteled.com/?jet\\_download=d5e9ea812a9893289c6733ce37b5a33e8174cd32](https://ecoliteled.com/?jet_download=d5e9ea812a9893289c6733ce37b5a33e8174cd32)



PART NUMBER	WATTS	LUMENS	CCT	INPUT VOLTAGE
ECO-SW-L400-50W-LHB-A1	50W	7,500	2700K-7000K	100-277VAC
ECO-SW-L400-100W-LHB-A1	100W	15,000	2700K-7000K	100-277VAC
ECO-SW-L400-120W-LHB-A1	120W	18,000	2700K-7000K	100-277VAC
ECO-SW-L400-150W-LHB-A1	150W	22,500	2700K-7000K	100-277VAC
ECO-SW-L400-200W-LHB-A1	200W	30,000	2700K-7000K	100-277VAC
ECO-SW-L400-240W-LHB-A1	240W	36,000	2700K-7000K	100-277VAC
ECO-SW-L400-300W-LHB-A1	300W	45,000	2700K-7000K	100-277VAC
ECO-SW-L400-400W-LHB-A1	400W	60,000	2700K-7000K	100-277VAC
ECO-SW-L400-500W-LHB-A1	500W	75,000	2700K-7000K	100-277VAC

# HIGH BAY FIXTURES

## EVEREST A2 SERIES LINEAR HIGH BAY

**PRODUCT INFORMATION:** <https://ecoliteled.com/retrofit-products/everest-a2-series-linear-high-bay/>  
**DOWNLOAD SPEC SHEET:** [https://ecoliteled.com/?jet\\_download=79a224c180e4e921893d17c0b63c871042115bc2](https://ecoliteled.com/?jet_download=79a224c180e4e921893d17c0b63c871042115bc2)



PART NUMBER	WATTS	LUMENS	CCT	INPUT VOLTAGE
ECO-SW-L400-50W-LHB-A1	50W	7,500	2700K-7000K	100-277VAC
ECO-SW-L400-100W-LHB-A1	100W	15,000	2700K-7000K	100-277VAC
ECO-SW-L400-120W-LHB-A1	120W	18,000	2700K-7000K	100-277VAC
ECO-SW-L400-150W-LHB-A1	150W	22,500	2700K-7000K	100-277VAC
ECO-SW-L400-200W-LHB-A1	200W	30,000	2700K-7000K	100-277VAC
ECO-SW-L400-240W-LHB-A1	240W	36,000	2700K-7000K	100-277VAC
ECO-SW-L400-300W-LHB-A1	300W	45,000	2700K-7000K	100-277VAC
ECO-SW-L400-400W-LHB-A1	400W	60,000	2700K-7000K	100-277VAC
ECO-SW-L400-500W-LHB-A1	500W	75,000	2700K-7000K	100-277VAC

## FALCON I LINEAR LOW BAY FIXTURE

**PRODUCT INFORMATION:** <https://ecoliteled.com/retrofit-products/falcin-i-linear-low-bay-fixture/>  
**DOWNLOAD SPEC SHEET:** [https://ecoliteled.com/?jet\\_download=491c7d01bcf3315c13ef2b602acb3f05fa6f5ed0](https://ecoliteled.com/?jet_download=491c7d01bcf3315c13ef2b602acb3f05fa6f5ed0)



PART NUMBER	WATTS	LUMENS	CCT	INPUT VOLTAGE
ECO-EX-20W-H2YZDA	20W	2,800	3000K-5000K	100-277VAC/IC 100-277VAC/200-480VAC/12-48VDC
ECO-EX-40W-H2YZDA	40W	5,600	3000K-5000K	100-277VAC/IC 100-277VAC/200-480VAC/12-48VDC
ECO-EX-40W-H4YZDA	40W	5,600	3000K-5000K	100-277VAC/IC 100-277VAC/200-480VAC/12-48VDC
ECO-EX-60W-H4YZDA	60W	8,400	3000K-5000K	100-277VAC/IC 100-277VAC/200-480VAC/12-48VDC
ECO-EX-80W-H4YZDA	80W	11,200	3000K-5000K	100-277VAC/IC 100-277VAC/200-480VAC/12-48VDC

## EXPLOSION PROOF FALCON II LINEAR LOW BAY FIXTURE

**PRODUCT INFORMATION:** <https://ecoliteled.com/retrofit-products/falcon-ii-linear-low-bay/>  
**DOWNLOAD SPEC SHEET:** [https://ecoliteled.com/?jet\\_download=7ea0b30bc4505676a533b7505031f8eac8763b91](https://ecoliteled.com/?jet_download=7ea0b30bc4505676a533b7505031f8eac8763b91)



PART NUMBER	WATTS	LUMENS	CCT	INPUT VOLTAGE
ECO-EX-20W-I2YZDA	20W	2,800	2700K-7000K	100-277 VAC or 200-480 VAC
ECO-EX-40W-I2YZDA	40W	5,600	2700K-7000K	100-277 VAC or 200-480 VAC
ECO-EX-60W-I2YZDA	60W	8,400	2700K-7000K	100-277 VAC or 200-480 VAC
ECO-EX-40W-I4YZDA	40W	5,600	2700K-7000K	100-277 VAC or 200-480 VAC
ECO-EX-60W-I4YZDA	60W	8,400	2700K-7000K	100-277 VAC or 200-480 VAC
ECO-EX-80W-I4YZDA	80W	11,200	2700K-7000K	100-277 VAC or 200-480 VAC
ECO-EX-100W-I4YZDA	100W	14,000	2700K-7000K	100-277 VAC or 200-480 VAC
ECO-EX-120W-I4YZDA	120W	16,800	2700K-7000K	100-277 VAC or 200-480 VAC

# HIGH BAY FIXTURES

## GALACTIC IV MULTI WATT & CCT SELECT UFO FIXTURE

**PRODUCT INFORMATION:** <https://ecoliteled.com/retrofit-products/galactic-iv-multi-watt-cct-select-ufo-fixture/>  
**DOWNLOAD SPEC SHEET:** [https://ecoliteled.com/?jet\\_download=36542d88bbd07470baa9946062db6872dcd148ca](https://ecoliteled.com/?jet_download=36542d88bbd07470baa9946062db6872dcd148ca)



PART NUMBER	WATTS	LUMENS	CCT	INPUT VOLTAGE
ECO-1LED-ELHB-MW (80/100/150W)30/40/50K	80W / 100W / 150W	11,600 / 14,500 / 21,750	3000K/4000K/5000K	100-277VAC
ECO-1LED-ELHB-MW (180/200/250W)30/40/50K	180W / 200W / 250W	27,000 / 30,000 / 37,500	3000K/4000K/5000K	100-277VAC

## HYPER COOL EDGE HIGH BAY FIXTURE

**PRODUCT INFORMATION:** <https://ecoliteled.com/retrofit-products/hyper-cool-extreme-temp-high-bay/>  
**DOWNLOAD SPEC SHEET:** [https://ecoliteled.com/?jet\\_download=5f06dd47a34574f1269b7219da049ad56e352289](https://ecoliteled.com/?jet_download=5f06dd47a34574f1269b7219da049ad56e352289)



PART NUMBER	WATTS	LUMENS	CCT	INPUT VOLTAGE
ECO-ELITE-HT80-50W-HB	50W	7,000	2500-5500K	100-277VAC or 220-480VAC
ECO-ELITE-HT80-100W-HB	100W	14,000	2500-5500K	100-277VAC or 220-480VAC
ECO-ELITE-HT80-150W-HB	150W	21,000	2500-5500K	100-277VAC or 220-480VAC
ECO-ELITE-HT80-200W-HB	200W	28,000	2500-5500K	100-277VAC or 220-480VAC
ECO-ELITE-HT80-300W-HB	300W	42,000	2500-5500K	100-277VAC or 220-480VAC
ECO-ELITE-HT80-450W-HB	450W	63,000	2500-5500K	100-277VAC or 220-480VAC

## METEOR III TUNABLE LINEAR HIGH BAY

**PRODUCT INFORMATION:** <https://ecoliteled.com/retrofit-products/meteor-iii-linear-high-bay/>  
**DOWNLOAD SPEC SHEET:** [https://ecoliteled.com/?jet\\_download=0a9d5ae46984e2a7c735ae08012f1f9415173770](https://ecoliteled.com/?jet_download=0a9d5ae46984e2a7c735ae08012f1f9415173770)



PART NUMBER	WATTS	LUMENS	CCT	INPUT VOLTAGE
ECO-SEM-MLH06-210W27VDDK-LHB	210W / 180W 130W / 90W	30,000 / 25,000 20,000 / 13,600	4000K/5000K	120-277VAC

## ORION CONSTELLATION SELECTABLE LINEAR HIGH BAY

**PRODUCT INFORMATION:** <https://ecoliteled.com/retrofit-products/orion-constellation-selectable-linear-high-bay/>  
**DOWNLOAD SPEC SHEET:** [https://ecoliteled.com/?jet\\_download=f4f121707c70c9b3aac7b90da359aa0cb3a98cbf](https://ecoliteled.com/?jet_download=f4f121707c70c9b3aac7b90da359aa0cb3a98cbf)



PART NUMBER	WATTS	LUMENS	CCT	INPUT VOLTAGE
ECO-SEM-MLH07-MW(80-32W)MCCT(40/50K)	80W/64W/48W/32W	12,100 / 10,000 7,700 / 5,200	4000K/5000K	120-277VAC or 347-480VAC
ECO-SEM-MLH07-MW(130-52W)MCCT(40/50K)	130W/104W/78W/52W	18,500 / 15,200 12,100 / 8,200	4000K/5000K	120-277VAC or 347-480VAC
ECO-SEM-MLH07-MW(160-642W)MCCT(40/50K)	160W/128W/96W/64W	24,100 / 20,000 15,500 / 10,600	4000K/5000K	120-277VAC or 347-480VAC
ECO-SEM-MLH07-MW(205-82W)MCCT(40/50K)	205W/164W/123W/82W	30,500 / 25,000 19,500 / 14,000	4000K/5000K	120-277VAC or 347-480VAC
ECO-SEM-MLH07-MW(250-100W)MCCT(40/50K)	250W/200W/150W/100W	36,100 / 30,200 24,000 / 16,400	4000K/5000K	120-277VAC or 347-480VAC
ECO-SEM-MLH07-MW(300-120W)MCCT(40/50K)	300W/240W/180W/120W	42,000 / 36,000 28,000 / 20,000	4000K/5000K	120-277VAC or 347-480VAC
ECO-SEM-MLH07-MW(410-164W)MCCT(40/50K)	410W/328W/246W/164W	60,600 / 50,000 38,400 / 28,000	4000K/5000K	120-277VAC or 347-480VAC

# HIGH BAY FIXTURES

## PRISM SERIES NSF FIXTURE

**PRODUCT INFORMATION:** <https://ecoliteled.com/retrofit-products/prism-series-nsf-fixture-2/>  
**DOWNLOAD SPEC SHEET:** [https://ecoliteled.com/?jet\\_download=dff75bb99721eb24925fbd0b44d787a9bbb2d31f](https://ecoliteled.com/?jet_download=dff75bb99721eb24925fbd0b44d787a9bbb2d31f)



PART NUMBER	WATTS	LUMENS	CCT	INPUT VOLTAGE
ECO-YSX-PRISM-80W-CLR	80W	15,200	2200K, 2700K, 3000K, 3500K, 6500K	100-277VAC
ECO-YSX-PRISM-100W-CLR	100W	19,000	2200K, 2700K, 3000K, 3500K, 6500K	100-277VAC
ECO-YSX-PRISM-150W-CLR	150W	28,500	2200K, 2700K, 3000K, 3500K, 6500K	100-277VAC
ECO-YSX-PRISM-200W-CLR	200W	38,000	2200K, 2700K, 3000K, 3500K, 6500K	100-277VAC

## SKY BAY 8 TUNABLE HIGH BAY FIXTURE

**PRODUCT INFORMATION:** <https://ecoliteled.com/retrofit-products/sky-bay-8-tunable-high-bay-fixture/>  
**DOWNLOAD SPEC SHEET:** [https://ecoliteled.com/?jet\\_download=e1c0907ff24794d483654c2b1fd0f123ef3a9729](https://ecoliteled.com/?jet_download=e1c0907ff24794d483654c2b1fd0f123ef3a9729)



PART NUMBER	WATTS	LUMENS	CCT	INPUT VOLTAGE
ECO-8EHB-100/150W-MW	100W / 150W	14,000 / 21,000	3000K/4000K/5000K	100-277VAC or 277-480VAC
ECO-8EHB-200/240W-MW	200W / 240W	28,000 / 33,600	3000K/4000K/5000K	100-277VAC or 277-480VAC

## EXPLOSION PROOF SKY HAWK HIGH BAY PLUS FIXTURE

**PRODUCT INFORMATION:** <https://ecoliteled.com/retrofit-products/explosion-proof-sky-hawk-high-bay-plus-fixture/>  
**DOWNLOAD SPEC SHEET:** [https://ecoliteled.com/?jet\\_download=a25753e91222cd32c46106ba52c85bc46234c28f](https://ecoliteled.com/?jet_download=a25753e91222cd32c46106ba52c85bc46234c28f)



PART NUMBER	WATTS	LUMENS	CCT	INPUT VOLTAGE
ECO-EX-20W-C2YZDA	20W	2,800	3000K-5000K	100-277VAC
ECO-EX-60W-C2YZDA	60W	8,400	3000K-5000K	100-277VAC
ECO-EX-80W-C2YZDA	80W	11,200	3000K-5000K	100-277VAC
ECO-EX-100W-CYZDA	100W	14,000	3000K-5000K	100-277VAC
ECO-EX-150W-CYZDA	150W	21,000	3000K-5000K	100-277VAC
ECO-EX-200W-C3YZDA	200W	28,000	3000K-5000K	100-277VAC
ECO-EX-250W-C3YZDA	250W	35,000	3000K-5000K	100-277VAC
ECO-EX-280W-C3YZDA	280W	39,200	3000K-5000K	100-277VAC

# HIGH BAY FIXTURES

## TRON LOW BAY & JELLY JAR FIXTURE

**PRODUCT INFORMATION:** <https://ecoliteled.com/retrofit-products/tron-low-bay-jelly-jar-fixture/>

**DOWNLOAD SPEC SHEET:** [https://ecoliteled.com/?jet\\_download=4ff647e1c1783207254f6bbefc48473e5630bbec](https://ecoliteled.com/?jet_download=4ff647e1c1783207254f6bbefc48473e5630bbec)



PART NUMBER	WATTS	LUMENS	CCT	INPUT VOLTAGE
ECO-CGA-HA10-30W-TRON	30W	4,700	2000K-6500K 5000K standard Red, Green, Blue, Amber	120-277VAC or 277-480VAC
ECO-CGA-HA10-40W-TRON	40W	6,100	2000K-6500K 5000K standard Red, Green, Blue, Amber	120-277VAC or 277-480VAC
ECO-CGA-HA10-50W-TRON	50W	7,600	2000K-6500K 5000K standard Red, Green, Blue, Amber	120-277VAC or 277-480VAC
ECO-CGA-HA10-60W-TRON	60W	9,000	2000K-6500K 5000K standard Red, Green, Blue, Amber	120-277VAC or 277-480VAC
ECO-CGA-HA10-75W-TRON	75W	11,000	2000K-6500K 5000K standard Red, Green, Blue, Amber	120-277VAC or 277-480VAC

# LANDSCAPING, IN-GROUND & WALL WASHER FIXTURES

The EcoLite LED landscape, underground, and wall washer lights offer single or RGB color-changing options for stunning effects in residential and commercial settings. Ideal for highlighting architecture, signage, gardens, parks, and events, they deliver vibrant color washes and dynamic lighting. Each fixture includes a premium driver with built-in DMX decoding for thousands of color variations, and simple plug-and-play connections for full automation and impressive light shows.



ASTRAFIRE CASCADE  
FIXTURE



BETA LUMA  
FIXTURES



GAMUT HIGH OUTPUT  
RGBW FLOOD FIXTURE



GEMINI HIGH POWER  
UP & DOWN COLUMN  
SCONCE-(RGB)



GENESIS UP & DOWN  
COLUMN SCONCE-(WHITE  
LIGHT)



LUMINATRIX  
FIXTURE



NOVA I MULTI WATTAGE  
& CCT SELECTABLE  
BULLET STYLE  
LANDSCAPE LIGHT



PULSAR FLOOD  
FIXTURES



SPECTRUM ONE LINEAR  
WALL WASHER



STELLAR RADIANCE  
FIXTURE

Applications: Office Buildings, Parks, Night Clubs, Restaurants, Urbanscapes

LEARN MORE ► <https://ecoliteled.com/commercial-lighting-catalog/landscaping-in-ground-wall-washer-fixtures>

# LANDSCAPING, IN-GROUND & WALL WASHER FIXTURES

## ASTRAFIRE CASCADE FIXTURE

**PRODUCT INFORMATION:** <https://ecoliteled.com/retrofit-products/astrafire-cascade-fixture/>  
**DOWNLOAD SPEC SHEET:** [https://ecoliteled.com/?jet\\_download=1c3422729c8be3f177a42465fd820a1845d6f376](https://ecoliteled.com/?jet_download=1c3422729c8be3f177a42465fd820a1845d6f376)



PART NUMBER	WATTS	LUMENS	CCT	INPUT VOLTAGE
ECO-ASTRA-JT-R14-40W-1+RGBW	40W	1,400	RGBW	100-277VAC
ECO-ASTRA-JT-R14-70W-2+RGB	70W	2,100	RGB	100-277VAC
ECO-ASTRA-JT-R14-140W-3+RGBW	140W	3,800	RGBW	100-277VAC
ECO-JT-R12-430W-4+RGB	430W	11,475	RGB	100-277VAC

## BETA LUMA FLOOD FIXTURES

**PRODUCT INFORMATION:** <https://ecoliteled.com/retrofit-products/beta-luma-flood-fixtures-2/>  
**DOWNLOAD SPEC SHEET:** [https://ecoliteled.com/?jet\\_download=af070658403a49161816bd1ab3d8857022d01bb3](https://ecoliteled.com/?jet_download=af070658403a49161816bd1ab3d8857022d01bb3)



PART NUMBER	WATTS	LUMENS	CCT	INPUT VOLTAGE
ECO-MEZ-08-15W-BLF	15W	2000	3000K/3500K/4000K/5000K	120-277VAC
ECO-MEZ-08-27W-BLF	27W	3700	3000K/3500K/4000K/5000K	120-277VAC
ECO-MEZ-08-45W-BLF	45W	6150	3000K/3500K/4000K/5000K	120-277VAC
ECO-MEZ-08-60W-BLF	60W	7800	3000K/3500K/4000K/5000K	120-277 or 347-480VAC
ECO-MEZ-08-70W-BLF	70W	9400	3000K/3500K/4000K/5000K	120-277 or 347-480VAC
ECO-MEZ-08-100W-BLF	100W	13500	3000K/3500K/4000K/5000K	120-277 or 347-480VAC
ECO-MEZ-08-135W-BLF	135W	18000	3000K/3500K/4000K/5000K	120-277 or 347-480VAC
ECO-MEZ-08-200W-BLF	200W	26500	3000K/3500K/4000K/5000K	120-277 or 347-480VAC
ECO-MEZ-08-250W-BLF	250W	37500	3000K/3500K/4000K/5000K	120-277 or 347-480VAC
ECO-MEZ-08-350W-BLF	350W	50000	3000K/3500K/4000K/5000K	120-277 or 347-480VAC

## GAMUT HIGH OUTPUT RGBW FLOOD FIXTURE

**PRODUCT INFORMATION:** <https://ecoliteled.com/retrofit-products/gamut-high-output-rgbw-flood-fixture-2/>  
**DOWNLOAD SPEC SHEET:** [https://ecoliteled.com/?jet\\_download=4d5d0a07b30c9b3d8a1d938b7e419583fe2e82d9](https://ecoliteled.com/?jet_download=4d5d0a07b30c9b3d8a1d938b7e419583fe2e82d9)



PART NUMBER	WATTS	LUMENS	CCT	INPUT VOLTAGE
ECO-GLED-TR-FL-50W-RGBW	50W	2,260	RGBW, white is 5000K	90-305VAC
ECO-GLED-TR-FL-100W-RGBW	100W	4,430	RGBW, white is 5000K	90-305VAC
ECO-GLED-TR-FL-120W-RGBW	120W	5,230	RGBW, white is 5000K	90-305VAC
ECO-GLED-TR-FL-180W-RGBW	180W	8,100	RGBW, white is 5000K	90-305VAC
ECO-GLED-TR-FL-240W-RGBW	240W	10,550	RGBW, white is 5000K	90-305VAC
ECO-GLED-TR-FL-300W-RGBW	300W	13,180	RGBW, white is 5000K	90-305VAC

# LANDSCAPING, IN-GROUND & WALL WASHER FIXTURES

## GEMINI HIGH POWER UP & DOWN COLUMN SCENCE-(RGB)

**PRODUCT INFORMATION:** <https://ecoliteled.com/retrofit-products/gemini-high-power-up-down-column-sconce/>  
**DOWNLOAD SPEC SHEET:** [https://ecoliteled.com/?jet\\_download=fafaf78f288daca62f688f4b30d057762457786](https://ecoliteled.com/?jet_download=fafaf78f288daca62f688f4b30d057762457786)



PART NUMBER	WATTS	LUMENS	INPUT VOLTAGE
ECO-PR-GEM-10W-CS-RGB	5W x 2	RGB	100-277VAC
ECO-PR-GEM-12W-CS-RGB	6W x 2	RGB	100-277VAC
ECO-PR-GEM-18W-CS-RGB	9W x 2	RGB	100-277VAC
ECO-PR-GEM-24W-CS-RGB	12W x 2	RGB	100-277VAC
ECO-PR-GEM-36W-CS-RGB	18W x 2	RGB	100-277VAC
ECO-PR-GEM-48W-CS-RGB	24W x 2	RGB	100-277VAC
ECO-PR-GEM-72W-CS-RGB	36W x 2	RGB	100-277VAC

## GENESIS UP & DOWN COLUMN SCENCE-(WHITE LIGHT)

**PRODUCT INFORMATION:** <https://ecoliteled.com/retrofit-products/genesis-up-down-column-sconce/>  
**DOWNLOAD SPEC SHEET:** [https://ecoliteled.com/?jet\\_download=447430d131fcec4d38f628666b67555bc64840f5](https://ecoliteled.com/?jet_download=447430d131fcec4d38f628666b67555bc64840f5)



PART NUMBER	WATTS	LUMENS	CCT	INPUT VOLTAGE
ECO-PR-GEN-10W-CS-W	5W x 2	1,000	3000K, 4000K, 6000K	100-277 VAC
ECO-PR-GEN-20W-CS-W	10W x 2	2,000	3000K, 4000K, 6000K	100-277 VAC
ECO-PR-GEN-30W-CS-W	15W x 2	3,000	3000K, 4000K, 6000K	100-277 VAC
ECO-PR-GEN-40W-CS-W	20W x 2	4,000	3000K, 4000K, 6000K	100-277 VAC
ECO-PR-GEN-50W-CS-W	25W x 2	5,000	3000K, 4000K, 6000K	100-277 VAC

## LUMINATRIX FIXTURE

**PRODUCT INFORMATION:** <https://ecoliteled.com/retrofit-products/luminatrix-fixture/>  
**DOWNLOAD SPEC SHEET:** [https://ecoliteled.com/?jet\\_download=849354d902ecca4dc02ae43aeb4a1b71c00f415](https://ecoliteled.com/?jet_download=849354d902ecca4dc02ae43aeb4a1b71c00f415)



PART NUMBER	WATTS	LUMENS	CCT	INPUT VOLTAGE
ECO-JT-R12-216W-1+RGBW	216W	10,875	RGBW	100-277VAC
ECO-JT-R12-216W-2+RGB	216W	7,960	RGB	100-277VAC
ECO-JT-R12-430W-3+RGBW	430W	14,000	RGBW	100-277VAC
ECO-JT-R12-430W-4+RGB	430W	11,475	RGB	100-277VAC

## NOVA I MULTI WATTAGE & CCT SELECTABLE BULLET STYLE LANDSCAPING LIGHT

**PRODUCT INFORMATION:** <https://ecoliteled.com/retrofit-products/nova-i-multi-wattage-cct-selectable-bullet-style-landscape-light/>  
**DOWNLOAD SPEC SHEET:** [https://ecoliteled.com/?jet\\_download=f19f4b13d635c3dc9892fc0af9edf472c62b887](https://ecoliteled.com/?jet_download=f19f4b13d635c3dc9892fc0af9edf472c62b887)



PART NUMBER	WATTS	LUMENS	CCT	INPUT VOLTAGE
ECO-8BF-MW(6/12W)MCCT(30/40/50K)	6W/12W	900 - 1,500	3000K/4000K/5000K	100-277VAC OR 200-480VAC
ECO-8BF-MW(12/20/28W)MCCT(30/40/50K)	12W/20W/28W	2,100 - 3,780	3000K/4000K/5000K	100-277VAC OR 200-480VAC
ECO-8BF-MW(20/30/40W)MCCT(30/40/50K)	20W/30W/40W	3,200 - 4,800	3000K/4000K/5000K	100-277VAC OR 200-480VAC
ECO-8BF-MW(25/35/45W)MCCT(30/40/50K)	25W/35W/45W	4,125 - 6,250	3000K/4000K/5000K	100-277VAC OR 200-480VAC
ECO-8BF-MW(30/45/60W)MCCT(30/40/50K)	30W/45W/60W	5,100 - 7,800	3000K/4000K/5000K	100-277VAC OR 200-480VAC

# LANDSCAPING, IN-GROUND & WALL WASHER FIXTURES

## PULSAR FLOOD FIXTURES

**PRODUCT INFORMATION:** <https://ecoliteled.com/retrofit-products/pulsar-flood-fixtures-2/>  
**DOWNLOAD SPEC SHEET:** [https://ecoliteled.com/?jet\\_download=4f988b2024217ad7b73cbb40a715c3fa3036a4e3](https://ecoliteled.com/?jet_download=4f988b2024217ad7b73cbb40a715c3fa3036a4e3)



PART NUMBER	WATTS	LUMENS	CCT	INPUT VOLTAGE
ECO-CK-PULSAR-20W-FL	20W	2,700	3000K, 4000K, 5000K	120-277VAC
ECO-CK-PULSAR-30W-FL	30W	4,050	3000K, 4000K, 5000K	120-277VAC
ECO-CK-PULSAR-50W-FL	50W	6,750	3000K, 4000K, 5000K	120-277VAC or 347-480VAC
ECO-CK-PULSAR-70W-FL	70W	9,450	3000K, 4000K, 5000K	120-277VAC or 347-480VAC
ECO-CK-PULSAR-80W-FL	80W	10,800	3000K, 4000K, 5000K	120-277VAC or 347-480VAC
ECO-CK-PULSAR-100W-FL	100W	13,500	3000K, 4000K, 5000K	120-277VAC or 347-480VAC
ECO-CK-PULSAR-120W-FL	120W	16,200	3000K, 4000K, 5000K	120-277VAC or 347-480VAC
ECO-CK-PULSAR-150W-FL	150W	20,250	3000K, 4000K, 5000K	120-277VAC or 347-480VAC
ECO-CK-PULSAR-200W-FL	200W	27,000	3000K, 4000K, 5000K	120-277VAC or 347-480VAC
ECO-CK-PULSAR-240W-FL	240W	32,400	3000K, 4000K, 5000K	120-277VAC or 347-480VAC
ECO-CK-PULSAR-300W-FL	300W	40,500	3000K, 4000K, 5000K	120-277VAC or 347-480VAC

## SPECTRUM ONE LINEAR WALL WASHER

**PRODUCT INFORMATION:** <https://ecoliteled.com/retrofit-products/spectrum-one-linear-wall-washer/>  
**DOWNLOAD SPEC SHEET:** [https://ecoliteled.com/?jet\\_download=0770768ac608244aec3e3d00ec1464c91f993551](https://ecoliteled.com/?jet_download=0770768ac608244aec3e3d00ec1464c91f993551)



PART NUMBER	WATTS	LUMENS	CCT	INPUT VOLTAGE
ECO-SPEC1-23W-RGBW	23W	Up to 2,300	RGB / 2700K / 3000K / 4000K / 5700K	100-277VAC
ECO-SPEC1-45W-RGBW	45W	Up to 4,500	RGB / 2700K / 3000K / 4000K / 5700K	100-277VAC

## STELLAR RADIANCE FIXTURE

**PRODUCT INFORMATION:** <https://ecoliteled.com/retrofit-products/stellar-radiance-fixture/>  
**DOWNLOAD SPEC SHEET:** [https://ecoliteled.com/?jet\\_download=ddacbc918e3214cfb6520e3a44d128c96356375](https://ecoliteled.com/?jet_download=ddacbc918e3214cfb6520e3a44d128c96356375)



PART NUMBER	WATTS	LUMENS	CCT	INPUT VOLTAGE
ECO-JT-R11-75W-A1+RGB	75W	2,250	RGB	100-277VAC
ECO-JT-R11-150W-A2+RGBW	150W	5,000	RGBW	100-277VAC
ECO-JT-R11-150W-A3+RGB	150W	3,890	RGB	100-277VAC
ECO-JT-R11-75W-B1+RGB	75W	2,250	RGB	100-277VAC
ECO-JT-R11-150W-B2-RGBW	150W	5,000	RGBW	100-277VAC
ECO-JT-R11-150W-B3+RGB	150W	3,890	RGB	100-277VAC

# LED REPLACEMENT TUBES, LINEAR LED STRIP / PENDANT, & VAPOR TIGHT FIXTURES

EcoLite LED tubes come in polycarbonate/aluminum or high-grade glass housings for versatile use. They deliver uniform illumination with a 150–270° beam angle and are double-ended, designed to bypass ballasts. A patented circuit interrupter ensures safe installation. With up to 180+ lm/W efficiency, premium drivers, and advanced thermal management, these tubes offer over 10 years (50,000 hours) of maintenance-free performance.



Applications: Office, Retail, Assembly, Hospitals, Municipal Projects

LEARN MORE ► <https://ecoliteled.com/commercial-lighting-catalog/interstellar-tunable-vapor-tight/>

## LED REPLACEMENT TUBES, LINEAR LED STRIP / PENDANT, & VAPOR TIGHT FIXTURES

### ALTAIR LINEAR UP/DOWN FIXTURE

**PRODUCT INFORMATION:** <https://ecoliteled.com/retrofit-products/altair-linear-up-down-fixture/>  
**DOWNLOAD SPEC SHEET:** [https://ecoliteled.com/?jet\\_download=bd22dcec9d2dbfd989e197da68e23633d0a8d1f7](https://ecoliteled.com/?jet_download=bd22dcec9d2dbfd989e197da68e23633d0a8d1f7)



PART NUMBER	WATTS	LUMENS	CCT	INPUT VOLTAGE
ECO-FOL-L08-600-20W-UP/DWN	20W	2,400	2700K, 3000K, 4000K, 5000K, 6500K	100-277VAC
ECO-FOL-L08-900-30W-UP/DWN	30W	3,600	2700K, 3000K, 4000K, 5000K, 6500K	100-277VAC
ECO-FOL-L08-1200-40W-UP/DWN	40W	4,800	2700K, 3000K, 4000K, 5000K, 6500K	100-277VAC
ECO-FOL-L08-1500-50W-UP/DWN	50W	6,000	2700K, 3000K, 4000K, 5000K, 6500K	100-277VAC
ECO-FOL-L08-1500-60W-UP/DWN	60W	7,200	2700K, 3000K, 4000K, 5000K, 6500K	100-277VAC
ECO-FOL-L08-2400-80W-UP/DWN	80W	9,600	2700K, 3000K, 4000K, 5000K, 6500K	100-277VAC

### CLASSIC 8 FOOT T8 TYPE B REWIRE ONLY TUBE

**PRODUCT INFORMATION:** <https://ecoliteled.com/retrofit-products/classic-8-foot-t8-type-b-rewire-only-tube/>  
**DOWNLOAD SPEC SHEET:** [https://ecoliteled.com/?jet\\_download=67370f9e86296bdf9b987876064fe6135fda54ca](https://ecoliteled.com/?jet_download=67370f9e86296bdf9b987876064fe6135fda54ca)



PART NUMBER	WATTS	LUMENS	CCT	INPUT VOLTAGE
ECO-ZY-T8-30W2400-BINS	30W	4,150	3000K-5000K	100-277VAC
ECO-ZY-T8-40W2400-BINT	40W	5,320	3000K-5000K	100-277VAC

### EXPLOSION PROOF RAPTER II VAPOR TIGHT FIXTURE

**PRODUCT INFORMATION:** <https://ecoliteled.com/retrofit-products/explosion-proof-rapter-ii-vapor-tight-fixture/>  
**DOWNLOAD SPEC SHEET:** [https://ecoliteled.com/?jet\\_download=9bd23007875c889cf6e7a76ab7439f62fd072bc4](https://ecoliteled.com/?jet_download=9bd23007875c889cf6e7a76ab7439f62fd072bc4)



PART NUMBER	WATTS	LUMENS	CCT	INPUT VOLTAGE
ECO-ZY-T8-15W1200 BIXX	15W	2,100	5000K	100-277VAC
ECO-ZY-T8-18W1200 BIXX	18W	2,520	5000K	100-277VAC
ECO-ZY-T8-18W600 BIXX	18W	2,520	3000-5000K	100-277VAC
ECO-ZY-T8-18W600 BIXX	18W	2,520	3000-5000K	100-277VAC
ECO-ZY-T8-18W600 BIXX	18W	2,520	3000-5000K	100-277VAC

### HYBRID SELECT WATTAGE & CCT TYPE A+B TUBE

**PRODUCT INFORMATION:** <https://ecoliteled.com/retrofit-products/hybrid-select-wattage-cct-type-ab-tube/>  
**DOWNLOAD SPEC SHEET:** [https://ecoliteled.com/?jet\\_download=1d78d44e79dfa41dca2efab12f660135d1c5be87](https://ecoliteled.com/?jet_download=1d78d44e79dfa41dca2efab12f660135d1c5be87)



PART NUMBER	WATTS	LUMENS	CCT	INPUT VOLTAGE
ECO-ZY-T8-15W1200 BIXX	15W	2,100	5000K	100-277VAC
ECO-ZY-T8-18W1200 BIXX	18W	2,520	5000K	100-277VAC
ECO-ZY-T8-18W600 BIXX	18W	2,520	3000-5000K	100-277VAC
ECO-ZY-T8-15W600 BIXX	15W	2,100	3000-5000K	100-277VAC
ECO-ZY-T8-10W900 BIXX	10W	1,400	3000-5000K	100-277VAC
ECO-ZY-T8-15W900 BIXX	15W	2,100	3000-5000K	100-277VAC
ECO-ZY-T8-12W1200 BIXX	12W	1,680	3000-5000K	100-277VAC
ECO-ZY-T8-15W1200 BIXX	15W	2,100	3000-5000K	100-277VAC
ECO-ZY-T8-18W1200 BIXX	18W	2,520	3000-5000K	100-277VAC
ECO-ZY-T8-20W1200 BIXX	20W	2,700	3000-5000K	100-277VAC
ECO-ZY-T8-15W/12W/10W1200 BIXX	15W/12W/10W	2,100-1,400	3500K/4000K/5000K	100-277VAC
ECO-ZY-T8-20W/18W/15W1200 BIXX	20W/18W/15W	2,700-2,100	3500K/4000K/5000K	100-277VAC

## LED REPLACEMENT TUBES, LINEAR LED STRIP / PENDANT, & VAPOR TIGHT FIXTURES

### INTEGRATED LED STRIP FIXTURE

**PRODUCT INFORMATION:** <https://ecoliteled.com/retrofit-products/integrated-led-strip-fixture/>  
**DOWNLOAD SPEC SHEET:** [https://ecoliteled.com/?jet\\_download=b513b524f5139fc2730070bfa8d035dbee073629](https://ecoliteled.com/?jet_download=b513b524f5139fc2730070bfa8d035dbee073629)



PART NUMBER	WATTS	LUMENS	CCT	INPUT VOLTAGE
ECO-YZ-T8-12W1200 BINS	12W	1,560	3000K-5000K	100-277 VAC or 100-480VAC
ECO-YZ-T8-40W2400 BINS	40W	5,200	3000K-5000K	100-277 VAC or 100-480VAC

### INTERSTELLAR TUNABLE VAPOR TIGHT FIXTURES

**PRODUCT INFORMATION:** <https://ecoliteled.com/retrofit-products/interstellar-tunable-vapor-tight/>  
**DOWNLOAD SPEC SHEET:** [https://ecoliteled.com/?jet\\_download=804c61919818b27f40116bbf8360aa425edae2af](https://ecoliteled.com/?jet_download=804c61919818b27f40116bbf8360aa425edae2af)



PART NUMBER	WATTS	LUMENS	CCT	INPUT VOLTAGE
ECO-LS-VT4FT-(40/50/60W)MCCT(30/40/50K)	60W/50W/40W	7,800/6,500/5,200	3000K/4000K/5000K	100-277VAC
ECO-LS-VT8FT-(60/70/80W)MCCT(30/40/50K)	80W/70W/60W	10,400/9,100/7,800	3000K/4000K/5000K	100-277VAC

### PREMIUM 8 FOOT T8 TYPE B REWIRE ONLY TUBE

**PRODUCT INFORMATION:** <https://ecoliteled.com/retrofit-products/premium-8-foot-t8-type-b-rewire-only-tube/>  
**DOWNLOAD SPEC SHEET:** [https://ecoliteled.com/?jet\\_download=85004c8a87a5edb5cc9189d8e2fed37217dbb1c](https://ecoliteled.com/?jet_download=85004c8a87a5edb5cc9189d8e2fed37217dbb1c)



PART NUMBER	WATTS	LUMENS	CCT	INPUT VOLTAGE
ECO-LOC-T88FT-38W-40KPAF G13	38W	5,000	4000K	120-277VAC
ECO-LOC-T88FT-38W-50KPAF G13	38W	5,000	5000K	120-277VAC
ECO-LOC-T88FT-38W-40KPAF FA8	38W	5,000	4000K	120-277VAC
ECO-LOC-T88FT-38W-50KPAF FA8	38W	5,000	5000K	120-277VAC
ECO-LOC-T88FT-38W-40KPAC FA8	38W	5,000	4000K	120-277VAC

### QUANTUM LINKABLE STRIP FIXTURES 4FT & 8FT WATTAGE & CCT SELECTABLE

**PRODUCT INFORMATION:** <https://ecoliteled.com/retrofit-products/quantum-linkable-strip-fixtures-4ft-8ft-wattage-cct-selectable/>  
**DOWNLOAD SPEC SHEET:** [https://ecoliteled.com/?jet\\_download=f19a974fb7db2251dec4072ee46c7a07f658d19d](https://ecoliteled.com/?jet_download=f19a974fb7db2251dec4072ee46c7a07f658d19d)



PART NUMBER	WATTS	LUMENS	CCT	INPUT VOLTAGE
ECO-LOC-4FTSL- MW24W/32W/40W- (35/40/50K)	20W/32W/40W	2,760/4,416/5,520	3500K/4000K/5000K	120-277VAC
ECO-LOC-8FTSL- MW40W/50W/64W- (35/40/50K)	40W/50W/64W	5,520/6,900/8,840	3500K/4000K/5000K	120-277VAC
ECO-LOC-4FTSL- MW22W/20W/32W/40W -(35/40/50K)-EM	20W/30W/40W	2,760/4,416/5,520	3500K/4000K/5000K	120-277VAC
ECO-LOC-4FTSL- MW20W/32W/40W- (35/40/50K)-EM-MS	20W/32W/40W	2,760/4,416/5,520	3500K/4000K/5000K	120-277VAC

## LED REPLACEMENT TUBES, LINEAR LED STRIP / PENDANT, & VAPOR TIGHT FIXTURES

### T5 TYPE A+B HYBRID LED TUBE

**PRODUCT INFORMATION:** <https://ecoliteled.com/retrofit-products/t5-type-ab-hybrid-led-tube/>  
**DOWNLOAD SPEC SHEET:** [https://ecoliteled.com/?jet\\_download=9bebd01aef0a3dede77a2585cb5f00b17b6fade8](https://ecoliteled.com/?jet_download=9bebd01aef0a3dede77a2585cb5f00b17b6fade8)



PART NUMBER	WATTS	LUMENS	CCT	INPUT VOLTAGE
ECO-LOC-T52FT-12W-50K-SGFD-YM	12W	1,749	5000K	120-277VAC
ECO-LOC-T53FT-18W-50K-SGFD-YM	18W	2,610	5000K	120-277VAC
ECO-LOC-T54FT-24W-40K-SGFD-YM	24W	3,500	4000K	120-277VAC
ECO-LOC-T54FT-24W-50K-SGFD-YM	24W	3,600	5000K	120-277VAC

### T5 TYPE C TUBES WITH DRIVER

**PRODUCT INFORMATION:** <https://ecoliteled.com/retrofit-products/t5-type-c-tubes-with-driver/>  
**DOWNLOAD SPEC SHEET:** [https://ecoliteled.com/?jet\\_download=fada97514543e2cf6972bdfc932a13d3d7866fa](https://ecoliteled.com/?jet_download=fada97514543e2cf6972bdfc932a13d3d7866fa)



PART NUMBER	WATTS	LUMENS	CCT	INPUT VOLTAGE
ECO-ZY-T5-15W1200-BONT	15W	2,100	3000K-5000K	100-277VAC
ECO-ZY-T5-15W1200-BODT	15W	2,100	3000K-5000K	100-277VAC
ECO-ZY-T5-18W1200-BONT	18W	2,100	3000K-5000K	100-277VAC
ECO-ZY-T5-18W1200-BODT	18W	2,100	3000K-5000K	100-277VAC
ECO-ZY-T5-22W1200-BONT	22W	3,080	3000K-5000K	100-277VAC
ECO-ZY-T5-22W1200-BODT	22W	3,080	3000K-5000K	100-277VAC
ECO-ZY-T5-25W1200-BONT	25W	3,405	3000K-5000K	100-277VAC
ECO-ZY-T5-25W1200-BODT	25W	3,405	3000K-5000K	100-277VAC
ECO-ZY-T5-30W1200-BONT	30W	4,200	3000K-5000K	100-277VAC
ECO-ZY-T5-30W1200-BODT	30W	4,200	3000K-5000K	100-277VAC

### T8 4FT TYPE A+B HYBRID GLASS SHATTERPROOF FILM

**PRODUCT INFORMATION:** <https://ecoliteled.com/retrofit-products/t8-4ft-type-ab-hybrid-glass-shatterproof-film/>  
**DOWNLOAD SPEC SHEET:** [https://ecoliteled.com/?jet\\_download=3fb210a48718a158d82ebd07d4c58116bcdcab43](https://ecoliteled.com/?jet_download=3fb210a48718a158d82ebd07d4c58116bcdcab43)



PART NUMBER	WATTS	LUMENS	CCT	INPUT VOLTAGE
ECO-LOD-GDMT84FT-12W-35KF-YM2	12W	1,900	3500K	120-277VAC
ECO-LOD-GDMT84FT-12W-40KF-YM2	12W	2,000	4000K	120-277VAC
ECO-LOD-GDMT84FT-12W-50KF-YM2	12W	2,000	5000K	120-277VAC
ECO-LOD-GDMT84FT-17W-35KF-YM2	17W	2,400	3500K	120-277VAC
ECO-LOD-GDMT84FT-17W-40KF-YM2	17W	2,500	4000K	120-277VAC
ECO-LOD-GDMT84FT-17W-50KF-YM2	17W	2,500	5000K	120-277VAC

## LED REPLACEMENT TUBES, LINEAR LED STRIP / PENDANT, & VAPOR TIGHT FIXTURES

### T8 2FT TYPE A+B HYBRID GLASS SHATTERPROOF FILM

**PRODUCT INFORMATION:** <https://ecoliteled.com/retrofit-products/t8-2ft-type-ab-hybrid-glass-shatterproof-film/>

**DOWNLOAD SPEC SHEET:** [https://ecoliteled.com/?jet\\_download=23cb33422cb85f27b2a38a78561502a872c76a3f](https://ecoliteled.com/?jet_download=23cb33422cb85f27b2a38a78561502a872c76a3f)



PART NUMBER	WATTS	LUMENS	CCT	INPUT VOLTAGE
ECO-LOD-GDMT82FT-8.5W-40KF-YM2	8.5W	1,150	4000K	110-277VAC
ECO-LOD-GDMT82FT-8.5W-50KF-YM2	8.5W	1,150	5000K	110-277VAC

### T8 U-BEND 2FT MULTI-CCT TYPE A+B GLASS SHATTERPROOF FILM

**PRODUCT INFORMATION:** <https://ecoliteled.com/retrofit-products/t8-u-bend-2ft-multi-cct-type-ab-glass-shatterproof-film/>

**DOWNLOAD SPEC SHEET:** [https://ecoliteled.com/?jet\\_download=48a025192eb1339a9f571275c7335e5e74dadd8b](https://ecoliteled.com/?jet_download=48a025192eb1339a9f571275c7335e5e74dadd8b)



PART NUMBER	WATTS	LUMENS	CCT	INPUT VOLTAGE
ECO-LOC-T82FTU-15W-(35/40/50KDF)-YM	15W	1,980	3500K/4000K/5000K	120-277VAC

# SPORTS LIGHTING & HIGH MAST FIXTURES

The EcoLite Sports & High Mast Light fixtures have been specifically engineered to provide the most powerful & reliable high-power lighting for virtually any high mast lighting applications. These fixtures are designed to provide a superior quality anti-glare light, that can be used for HDTV broadcasts for both amateur & professional sports venues. The Meanwell HLG Series Drivers & patented high-resolution chip sets perform at nearly 150 LM/W, making them the most efficient sports light in the world. The modern, yet rugged fixture housing is constructed of high-grade aluminum with an exceptional heat-sink design, which ensures that these sports light fixtures will last for more than 20 years or 100,000 hours of operation, with zero maintenance during this period of use.




APOLLO G3 RGB & RGBA



APOLLO G3  
SPORTS LIGHT



ATLAS SCORPIUS  
SPORTS LIGHT



NORTH STAR ARENA &  
STADIUM FIXTURE



SIRIUS AREA & TENNIS  
COURT LIGHT



SUPER NOVA G-IV  
SPORTS LIGHT



VENUS 2 HIGH MAST  
ROADWAY AND  
AREA FIXTURE

Applications: Roadways, Airports, Football, Baseball, Soccer, Hockey, Basketball Arenas, & Assembly

LEARN MORE ► <https://ecoliteled.com/commercial-lighting-catalog/sports-lighting-fixtures-high-mast-fixtures>

# SPORTS LIGHTING & HIGH MAST FIXTURES

## APOLLO G3 RGB & RGBA

**PRODUCT INFORMATION:** <https://ecoliteled.com/retrofit-products/apollo-g3-rgb-rgba/>  
**DOWNLOAD SPEC SHEET:** [https://ecoliteled.com/?jet\\_download=a22920fd88dc5b1ea47521e3617ce5193d2aa9ff](https://ecoliteled.com/?jet_download=a22920fd88dc5b1ea47521e3617ce5193d2aa9ff)



PART NUMBER	WATTS	LUMENS	CCT	INPUT VOLTAGE
ECO-OKIA-AFL09-600W-RGB-12V-ID	600W	Red: 16,979 Green: 12,999 Blue: 7,673	RGB	100-277VAC
ECO-OKIA-AFL09-600W-RGB-24V-ID	600W	Red: 16,979 Green: 12,999 Blue: 7,673	RGB	277-480VAC
ECO-OKIA-AFL09-600W-RGB-12V-RD	600W	Red: 16,979 Green: 12,999 Blue: 7,673	RGB	100-277VAC
ECO-OKIA-AFL09-600W-RGB-24V-RD	600W	Red: 16,979 Green: 12,999 Blue: 7,673	RGB	277-480VAC
ECO-OKIA-AFL09-1200W-RGBA-12V-ID	1200W	Red: 16,979 Green: 12,999 Blue: 7,673 Amber: 10,902	RGBA	100-277VAC
ECO-OKIA-AFL09-1200W-RGBA-24V-ID	1200W	Red: 16,979 Green: 12,999 Blue: 7,673 Amber: 10,902	RGBA	277-480VAC
ECO-OKIA-AFL09-1200W-RGBA-12V-RD	1200W	Red: 16,979 Green: 12,999 Blue: 7,673 Amber: 10,902	RGBA	100-277VAC
ECO-OKIA-AFL09-1200W-RGBA-24V-RD	1200W	Red: 16,979 Green: 12,999 Blue: 7,673 Amber: 10,902	RGBA	277-480VAC

## APOLLO G3 SPORTS LIGHT

**PRODUCT INFORMATION:** <https://ecoliteled.com/retrofit-products/apollo-g3-sports-light/>  
**DOWNLOAD SPEC SHEET:** [https://ecoliteled.com/?jet\\_download=9c074bfe16af7a11698ee97bfdbfe2e158782864](https://ecoliteled.com/?jet_download=9c074bfe16af7a11698ee97bfdbfe2e158782864)



PART NUMBER	WATTS	LUMENS	CCT	INPUT VOLTAGE
ECO-OKIA-AFL09-500W-G3SL-12V	500W	70,000	2200K, 3000K, 4000K, 5000K, 5700K	100-277VAC
ECO-OKIA-AFL09-500W-G3SL-24V	500W	70,000	2200K, 3000K, 4000K, 5000K, 5700K	200-480VAC
ECO-OKIA-AFL09-750W-G3SL-12V	750W	112,500	2200K, 3000K, 4000K, 5000K, 5700K	100-277VAC
ECO-OKIA-AFL09-750W-G3SL-24V	750W	112,500	2200K, 3000K, 4000K, 5000K, 5700K	200-480VAC
ECO-OKIA-AFL09-1200W-G3SL-12V	1200W	168,000	2200K, 3000K, 4000K, 5000K, 5700K	100-277VAC
ECO-OKIA-AFL09-1200W-G3SL-24V	1200W	168,000	2200K, 3000K, 4000K, 5000K, 5700K	200-480VAC
ECO-OKIA-AFL09-1800W-G3SL-12V	1800W	252,000	2200K, 3000K, 4000K, 5000K, 5700K	100-277VAC
ECO-OKIA-AFL09-1800W-G3SL-24V	1800W	252,000	2200K, 3000K, 4000K, 5000K, 5700K	200-480VAC

## ATLAS SCORPIUS SPORTS LIGHT

**PRODUCT INFORMATION:** <https://ecoliteled.com/retrofit-products/atlas-scorpius-sports-light-2/>  
**DOWNLOAD SPEC SHEET:** [https://ecoliteled.com/?jet\\_download=cfa8502330ead1276fdbcd1909f509c224a67cef](https://ecoliteled.com/?jet_download=cfa8502330ead1276fdbcd1909f509c224a67cef)



PART NUMBER	WATTS	LUMENS	CCT	INPUT VOLTAGE
ECO-OKIA-ASP03-300W-10V-SL1 SCORPIUS	300W	45,000	4000K, 5000K, 5700K	100-277VAC
ECO-OKIA-ASP03-300W-20V-SL1 SCORPIUS	300W	45,000	4000K, 5000K, 5700K	200-480VAC
ECO-OKIA-ASP03-400W-10V-SL1 SCORPIUS	400W	60,000	4000K, 5000K, 5700K	100-277VAC
ECO-OKIA-ASP03-400W-20V-SL1 SCORPIUS	400W	60,000	4000K, 5000K, 5700K	200-480VAC
ECO-OKIA-ASP03-500W-10V-SL1 SCORPIUS	500W	75,000	4000K, 5000K, 5700K	100-277VAC
ECO-OKIA-ASP03-500W-20V-SL1 SCORPIUS	500W	75,000	4000K, 5000K, 5700K	200-480VAC
ECO-OKIA-ASP03-600W-10V-SL1 SCORPIUS	600W	90,000	4000K, 5000K, 5700K	100-277VAC
ECO-OKIA-ASP03-600W-20V-SL1 SCORPIUS	600W	90,000	4000K, 5000K, 5700K	200-480VAC
ECO-OKIA-ASP03-750W-10V-SL1 SCORPIUS	750W	101,000	4000K, 5000K, 5700K	100-277VAC
ECO-OKIA-ASP03-750W-20V-SL1 SCORPIUS	750W	101,000	4000K, 5000K, 5700K	200-480VAC
ECO-OKIA-ASP03-1000W-10V-SL1 SCORPIUS	1000W	135,000	4000K, 5000K, 5700K	100-277VAC
ECO-OKIA-ASP03-1000W-20V-SL1 SCORPIUS	1000W	135,000	4000K, 5000K, 5700K	200-480VAC
ECO-OKIA-ASP03-1200W-10V-SL1 SCORPIUS	1200W	156,000	4000K, 5000K, 5700K	100-277VAC
ECO-OKIA-ASP03-1200W-20V-SL1 SCORPIUS	1200W	156,000	4000K, 5000K, 5700K	200-480VAC

# SPORTS LIGHTING & HIGH MAST FIXTURES

## NORTH STAR ARENA & STADIUM FIXTURE

**PRODUCT INFORMATION:** <https://ecoliteled.com/retrofit-products/north-star-arena-stadium-flood-fixture-3/>  
**DOWNLOAD SPEC SHEET:** [https://ecoliteled.com/?jet\\_download=dbcebcd96a01b4c045e194e76bacad1d48a1b03f](https://ecoliteled.com/?jet_download=dbcebcd96a01b4c045e194e76bacad1d48a1b03f)



PART NUMBER	WATTS	LUMENS	CCT	INPUT VOLTAGE
ECO-KAO-NS-100W-FL North Star	100W	17,000	3000K/4000K/5000K/5700K	90-305 VAC
ECO-KAO-NS-150W-FL North Star	150W	25,500	3000K/4000K/5000K/5700K	90-305 VAC
ECO-KAO-NS-180W-FL North Star	180W	30,600	3000K/4000K/5000K/5700K	90-305 VAC
ECO-KAO-NS-200W-FL North Star	200W	34,000	3000K/4000K/5000K/5700K	90-305 VAC
ECO-KAO-NS-360W-FL North Star	360W	61,200	3000K/4000K/5000K/5700K	90-305 VAC
ECO-KAO-NS-400W-FL North Star	400W	68,000	3000K/4000K/5000K/5700K	90-305 VAC
ECO-KAO-NS-500W-FL North Star	500W	85,000	3000K/4000K/5000K/5700K	90-305 VAC
ECO-KAO-NS-720W-FL North Star	720W	122,400	3000K/4000K/5000K/5700K	90-305 VAC
ECO-KAO-NS-1000W-FL North Star	1000W	170,000	3000K/4000K/5000K/5700K	90-305 VAC

## SIRIUS AREA & TENNIS COURT LIGHT

**PRODUCT INFORMATION:** <https://ecoliteled.com/retrofit-products/sirius-area-sports-light-fixture/>  
**DOWNLOAD SPEC SHEET:** [https://ecoliteled.com/?jet\\_download=4495c4a7805bb8b5635513a8847ac50a670c4f47](https://ecoliteled.com/?jet_download=4495c4a7805bb8b5635513a8847ac50a670c4f47)



PART NUMBER	WATTS	LUMENS	CCT	INPUT VOLTAGE
ECO-KOA-75W-OT	75W	12,750	3000K, 4000K, 5000K, 6500K	120-277VAC or 347-480VAC
ECO-KOA-115W-OT	115W	19,550	3000K, 4000K, 5000K, 6500K	120-277VAC or 347-480VAC
ECO-KOA-145W-OT	145W	24,650	3000K, 4000K, 5000K, 6500K	120-277VAC or 347-480VAC
ECO-KOA-180W-OT	180W	30,600	3000K, 4000K, 5000K, 6500K	120-277VAC or 347-480VAC
ECO-KOA-200W-OT	200W	34,000	3000K, 4000K, 5000K, 6500K	120-277VAC or 347-480VAC
ECO-KOA-230W-OT	230W	39,100	3000K, 4000K, 5000K, 6500K	120-277VAC or 347-480VAC
ECO-KOA-300W-OT	300W	51,000	3000K, 4000K, 5000K, 6500K	120-277VAC or 347-480VAC
ECO-KOA-420W-OT	420W	71,400	3000K, 4000K, 5000K, 6500K	120-277VAC or 347-480VAC

## SUPER NOVA G-IV SPORTS LIGHT

**PRODUCT INFORMATION:** <https://ecoliteled.com/retrofit-products/super-nova-g-iv-sports-light-2/>  
**DOWNLOAD SPEC SHEET:** [https://ecoliteled.com/?jet\\_download=62320518d3882425a2b1d1f1ccd44c9107fe25d0](https://ecoliteled.com/?jet_download=62320518d3882425a2b1d1f1ccd44c9107fe25d0)



PART NUMBER	WATTS	LUMENS	CCT	INPUT VOLTAGE
ECO-GISN-G-IV-320W-SL	320W	52,147	4000K, 5000K	100-277VAC or 347-480VAC
ECO-GISN-G-IV-410W-SL	410W	62,086	4000K, 5000K	100-277VAC or 347-480VAC
ECO-GISN-G-IV-480W-SL	480W	70,579	4000K, 5000K	100-277VAC or 347-480VAC
ECO-GISN-G-IV-535W-SL	535W	74,863	4000K, 5000K	100-277VAC or 347-480VAC
ECO-GISN-G-IV-600W-SL	600W	88,836	4000K, 5000K	100-277VAC or 347-480VAC
ECO-GISN-G-IV-735W-SL	735W	103,723	4000K, 5000K	100-277VAC or 347-480VAC
ECO-GISN-G-IV-790W-SL	790W	110,837	4000K, 5000K	100-277VAC or 347-480VAC
ECO-GISN-G-IV-937W-SL	937W	142,452	4000K, 5000K	100-277VAC or 347-480VAC
ECO-GISN-G-IV-1080W-SL	1080W	159,538	4000K, 5000K	100-277VAC or 347-480VAC
ECO-GISN-G-IV-1200W-SL	1200W	168,240	4000K, 5000K	100-277VAC or 347-480VAC

# SPORTS LIGHTING & HIGH MAST FIXTURES

## VENUS 2 HIGH MAST ROADWAY AND AREA FIXTURE

**PRODUCT INFORMATION:** <https://ecoliteled.com/retrofit-products/venus-ii-high-mast-fixture/>

**DOWNLOAD SPEC SHEET:** [https://ecoliteled.com/?jet\\_download=bacb720106449b8734cac492ff5d686e88a37bf0](https://ecoliteled.com/?jet_download=bacb720106449b8734cac492ff5d686e88a37bf0)



PART NUMBER	WATTS	LUMENS	CCT	INPUT VOLTAGE
ECO-OKIA-AHM03-210W-XXK-YYYY-ZZ	210W	29,400	2200K/3000K/4000K/5000K/5700K	100-277VAC or 277-480VAC
ECO-OKIA-AHM03-240W-XXK-YYYY-ZZ	240W	33,600	2200K/3000K/4000K/5000K/5700K	100-277VAC or 277-480VAC
ECO-OKIA-AHM03-320W-XXK-YYYY-ZZ	320W	44,800	2200K/3000K/4000K/5000K/5700K	100-277VAC or 277-480VAC
ECO-OKIA-AHM03-475W-XXK-YYYY-ZZ	475W	66,500	2200K/3000K/4000K/5000K/5700K	100-277VAC or 277-480VAC
ECO-OKIA-AHM03-570W-XXK-YYYY-ZZ	570W	79,800	2200K/3000K/4000K/5000K/5700K	100-277VAC or 277-480VAC
ECO-OKIA-AHM03-631W-XXK-YYYY-ZZ	631W	88,340	2200K/3000K/4000K/5000K/5700K	100-277VAC or 277-480VAC
ECO-OKIA-AHM03-750W-XXK-YYYY-ZZ	750W	105,000	2200K/3000K/4000K/5000K/5700K	100-277VAC or 277-480VAC

# STREET LIGHTING


EcoLite LED street lights feature a sleek, modern design that fits any urban setting while delivering exceptional light distribution, efficiency, and reliability. They support smart controls like photocell, motion, DALI, and 1–10V dimming. Patented glass optics ensure uniform, non-yellowing light that's Dark Sky compliant. The two-piece aluminum housing with keyless access simplifies installation and maintenance, while the adjustable slip fitter allows for perfect positioning. With patented heat dissipation, Meanwell Drivers, and Nichia chips, these fixtures offer over 10 years (50,000 hours) of maintenance-free performance.





Applications: Urban Streets, Highways, Suburb Lighting, Parks, Levees

LEARN MORE ► <https://ecoliteled.com/commercial-lighting-catalog/street-lighting>

# STREET LIGHTING




<b>NEUTRON STAR STREET LIGHT</b>				
<b>PRODUCT INFORMATION:</b> <a href="https://ecoliteled.com/retrofit-products/neutron-star-street-light-2/">https://ecoliteled.com/retrofit-products/neutron-star-street-light-2/</a> <b>DOWNLOAD SPEC SHEET:</b> <a href="https://ecoliteled.com/?jet_download=58f1d2dc4eda8ae17a71c1909cbd00a49b44cfcbb">https://ecoliteled.com/?jet_download=58f1d2dc4eda8ae17a71c1909cbd00a49b44cfcbb</a>				
				
PART NUMBER	WATTS	LUMENS	CCT	INPUT VOLTAGE
ECO-HDNS-40W-SL	40W	5,200	3000K, 4000K, 5000K, 5700K, 6500K	100-277VAC
ECO-HDNS-50W-SL	50W	6,500	3000K, 4000K, 5000K, 5700K, 6500K	100-277VAC
ECO-HDNS-60W-SL	60W	7,800	3000K, 4000K, 5000K, 5700K, 6500K	100-277VAC
ECO-HDNS-75W-SL	75W	9,750	3000K, 4000K, 5000K, 5700K, 6500K	100-277VAC
ECO-HDNS-90W-SL	90W	11,700	3000K, 4000K, 5000K, 5700K, 6500K	100-277VAC
ECO-HDNS-100W-SL	100W	13,000	3000K, 4000K, 5000K, 5700K, 6500K	100-277VAC
ECO-HDNS-120W-SL	120W	15,600	3000K, 4000K, 5000K, 5700K, 6500K	100-277VAC
ECO-HDNS-150W-SL	150W	19,500	3000K, 4000K, 5000K, 5700K, 6500K	100-277VAC
ECO-HDNS-180W-SL	180W	23,400	3000K, 4000K, 5000K, 5700K, 6500K	100-277VAC
ECO-HDNS-200W-SL	200W	26,000	3000K, 4000K, 5000K, 5700K, 6500K	100-277VAC

<b>PROTON STAR LED STREET LIGHT</b>				
<b>PRODUCT INFORMATION:</b> <a href="https://ecoliteled.com/retrofit-products/proton-star-led-street-light/">https://ecoliteled.com/retrofit-products/proton-star-led-street-light/</a> <b>DOWNLOAD SPEC SHEET:</b> <a href="https://ecoliteled.com/?jet_download=70858925157f54a4bbd6ed16fa6d4338d821b516">https://ecoliteled.com/?jet_download=70858925157f54a4bbd6ed16fa6d4338d821b516</a>				
				
PART NUMBER	WATTS	LUMENS	CCT	INPUT VOLTAGE
ECO-ZY-ST-H1-20-60W-277V	20-60W	3,000-9,000 / 3,400-10,200	3000K, 4000K, 5000K, 6000K	120-277VAC
ECO-ZY-ST-H1-20-60W-480V	20-60W	3,000-9,000 / 3,400-10,200	3000K, 4000K, 5000K, 6000K	277-480VAC
ECO-ZY-ST-H2-80/100/120/150W-277V	80/100/120/150W	12,000/14,000/18,000/22,500; 13,600/17,000/20,400/25,500	3000K, 4000K, 5000K, 6000K	120-277VAC
ECO-ZY-ST-H2-80/100/120/150W-480V	80/100/120/150W	12,000/14,000/18,000/22,500; 13,600/17,000/20,400/25,501	3000K, 4000K, 5000K, 6000K	277-480VAC
ECO-ZY-ST-H3-180/200/220W-277V	180/200/220W	27,000/30,000/33,000	3000K, 4000K, 5000K, 6000K	120-277VAC
ECO-ZY-ST-H3-180/200/220W-480V	180/200/220W	27,000/30,000/33,000	3000K, 4000K, 5000K, 6000K	277-480VAC

<b>STELLAR LUMEN STREET LIGHT</b>				
<b>PRODUCT INFORMATION:</b> <a href="https://ecoliteled.com/retrofit-products/stellar-lumen-street-light/">https://ecoliteled.com/retrofit-products/stellar-lumen-street-light/</a> <b>DOWNLOAD SPEC SHEET:</b> <a href="https://ecoliteled.com/?jet_download=87e787a595b91307182a5959a0e551d787b7e8ee">https://ecoliteled.com/?jet_download=87e787a595b91307182a5959a0e551d787b7e8ee</a>				
				
PART NUMBER	WATTS	LUMENS	CCT	INPUT VOLTAGE
ECO-SEM-MRL02-70W-SL	70W	9,900	3000K, 3500K, 4000K, 5000K	120-277VAC or 347-480VAC
ECO-SEM-MRL02-105W-SL	105W	14,600	3000K, 3500K, 4000K, 5000K	120-277VAC or 347-480VAC
ECO-SEM-MRL02-150W-SL	150W	20,000	3000K, 3500K, 4000K, 5000K	120-277VAC or 347-480VAC

# WALL PACKS, BULKHEADS & BOLLARDS

EcoLite LED Area Lighting provides excellent illumination solutions to parking areas, airports, roadways, campuses, and streetscapes. Available for pole mount or wall mount, with patented thermal management, corrosion-resistant, and die-cast aluminum enclosure with an architectural bronze finish. EcoLite LED Area Light provides glare-free, uniform illumination while providing a safe and comfortable visual experience. These fixtures all use the legendary Meanwell drivers that will provide more than 10 years or 50,000 hours of maintenance-free operation.



Applications: Car dealerships, airports, hotel areas, shopping centers, hospitals, and large outdoor areas.

LEARN MORE ► <https://ecoliteled.com/commercial-lighting-catalog/wall-packs-bollard-fixtures/>

# WALL PACKS, BULKHEADS & BOLLARDS

## CELESTIAL II SEMI CUT OFF SELECTABLE WALL PACK

**PRODUCT INFORMATION:** <https://ecoliteled.com/retrofit-products/celestial-ii-semi-cut-off-selectable-wall-pack/>  
**DOWNLOAD SPEC SHEET:** [https://ecoliteled.com/?jet\\_download=1cb0884740cbb8dca1fdd1e0de43ea0159b2c40c](https://ecoliteled.com/?jet_download=1cb0884740cbb8dca1fdd1e0de43ea0159b2c40c)



PART NUMBER	WATTS	LUMENS	CCT	INPUT VOLTAGE
ECO-WP-MW(60/80/100W)MCCT(30/40/50K)	60W/80W/100W	7,800/10,400/13,000	3000K/4000K/5000K	120-277VAC OR 480VAC

## EAGLE EYE III SELECTABLE WALL PACK

**PRODUCT INFORMATION:** <https://ecoliteled.com/retrofit-products/eagle-eye-iii-selectable-wall-pack/>  
**DOWNLOAD SPEC SHEET:** [https://ecoliteled.com/?jet\\_download=eb8fff7a20fe4cd355dc617cfb5938a1294944ef](https://ecoliteled.com/?jet_download=eb8fff7a20fe4cd355dc617cfb5938a1294944ef)



PART NUMBER	WATTS	LUMENS	CCT	INPUT VOLTAGE
ECO-SEM-MWP15-26W27VDDK-WP	26W/21W/16W/11W	900/3400/2500/1900	3000K/4000K/5000K	120-277VAC
ECO-SEM-MWP15-38W27VDDK-WP	38W/31W/23W/17W	5700/4900/3700/2800	3000K/4000K/5000K	120-277VAC
ECO-SEM-MWP15-65W27VDDK-WP	65W/49W/34W/23W	9800/7900/5800/4000	3000K/4000K/5000K	120-277VAC
ECO-SEM-MWP15-65W48VDDK-WP	65W/49W/34W/23W	9800/7900/5800/4000	3000K/4000K/5000K	347-480VAC
ECO-SEM-MWP15-100W27VDDK-WP	100W/84W/62W/43W	15000/12700/9500/6700	3000K/4000K/5000K	120-277VAC
ECO-SEM-MWP15-100W48VDDK-WP	100W/84W/62W/43W	15000/12700/9500/6701	3000K/4000K/5000K	347-480VAC

## EXCELSIOR DECORATIVE OUTDOOR LED AC/EM UNIT

**PRODUCT INFORMATION:** <https://ecoliteled.com/retrofit-products/excelsior-decorative-outdoor-led-ac-em-unit/>  
**DOWNLOAD SPEC SHEET:** [https://ecoliteled.com/?jet\\_download=c955a4abc6cc36a2b08f83653e4b8099dc74c5fd](https://ecoliteled.com/?jet_download=c955a4abc6cc36a2b08f83653e4b8099dc74c5fd)



PART NUMBER	WATTS	LUMENS	CCT	INPUT VOLTAGE
ECO-LSEW12W	12W@120VAC	N/A	N/A	120-277VAC
ECO-LSEW18W	18W@120VAC	N/A	N/A	120-277VAC

## NIGHT OWL II NON CUT OFF SELECTABLE WALL PACK

**PRODUCT INFORMATION:** <https://ecoliteled.com/retrofit-products/night-owl-ii-non-cut-off-selectable-wall-pack/>  
**DOWNLOAD SPEC SHEET:** [https://ecoliteled.com/?jet\\_download=3bfdac48cb095d54836fe4d90b69dd78ed756108](https://ecoliteled.com/?jet_download=3bfdac48cb095d54836fe4d90b69dd78ed756108)



PART NUMBER	WATTS	LUMENS	CCT	INPUT VOLTAGE
ECO-WP-60/80/100W-30/40/50K-P	60W/80W/100W	7,800/10,400/13,000	3500K/4000K/5000K	120-277VAC

# WALL PACKS, BULKHEADS & BOLLARDS

## NIGHT OWL III SELECTABLE WALL PACK

**PRODUCT INFORMATION:** <https://ecoliteled.com/commercial-lighting-catalog/wall-packs-bollard-fixtures/>  
**DOWNLOAD SPEC SHEET:** [https://ecoliteled.com/?jet\\_download=7b56cb7082f99108837e17b9e355abc12c2103c0](https://ecoliteled.com/?jet_download=7b56cb7082f99108837e17b9e355abc12c2103c0)



PART NUMBER	WATTS	LUMENS	CCT	INPUT VOLTAGE
ECO-SEM-MWP14-27W27VDDK-WP	27W/21W/15W/10W	3,500/2,800/2,200/1,400	3000K/4000K/5000K	120-277VAC
ECO-SEM-MWP14-45W27VDDK-WP	45W/34W/26W/18W	5,500/4,300/3,500/2,500	3000K/4000K/5000K	120-277VAC
ECO-SEM-MWP14-62W27VDDK-WP	62W/52W/39W/26W	7,800/6,600/5,300/3,700	3000K/4000K/5000K	120-277VAC
ECO-SEM-MWP14-70W27VDDK-WP	70W/54W/42W/28W	9,200/7,400/6,000/4,300	3000K/4000K/5000K	120-277VAC
ECO-SEM-MWP14-100W27VDDK-WP	100W/78W/61W/40W	12,500/10,200/8,600/6,100	3000K/4000K/5000K	120-277VAC

## NIGHT OWL IV SELECTABLE WALL PACK

**PRODUCT INFORMATION:** <https://ecoliteled.com/retrofit-products/night-owl-iv-selectable-wall-pack/>  
**DOWNLOAD SPEC SHEET:** [https://ecoliteled.com/?jet\\_download=35dd535a1c7b1755fa0a4bd15de3ecd17cd9ea34](https://ecoliteled.com/?jet_download=35dd535a1c7b1755fa0a4bd15de3ecd17cd9ea34)



PART NUMBER	WATTS	LUMENS	CCT	INPUT VOLTAGE
ECO-2WP-80/100/120W-MCCT	80W/100W/120W	10,400/13,000/15,600	3000K, 4000K, 5000K	120-277VAC

## NIGHT HAWK MINI WALL PACK

**PRODUCT INFORMATION:** <https://ecoliteled.com/retrofit-products/night-hawk-mini-fixture/>  
**DOWNLOAD SPEC SHEET:** [https://ecoliteled.com/?jet\\_download=ae76aa1f43a776bf8e6811fd49274a0a64727316](https://ecoliteled.com/?jet_download=ae76aa1f43a776bf8e6811fd49274a0a64727316)



PART NUMBER	WATTS	LUMENS	CCT	INPUT VOLTAGE
ECO-ML-WPA-26W-50K-P	26W	3,588	5000K	120-277VAC

## STONEHENGE BOLLARD COLLECTION

**PRODUCT INFORMATION:** <https://ecoliteled.com/retrofit-products/stonehenge-bollard-collection/>  
**DOWNLOAD SPEC SHEET:** [https://ecoliteled.com/?jet\\_download=c404828128b2b6e7c214391abe179a148ac86972](https://ecoliteled.com/?jet_download=c404828128b2b6e7c214391abe179a148ac86972)



PART NUMBER	WATTS	LUMENS	CCT	INPUT VOLTAGE
ECO-MBL02-24W 27V DDK ABCDEFG	24W/19W/14W/10W	3,200/2,600/2,000/1,500	3000K/4000K/5000K	120-277VAC

# EcoLite™

H O L D I N G S L L C

**EcoLite™**  
Leader in LED Lighting

**EcoSport™**  
PERFORMANCE *NOT PROMISES*

CORPORATE OFFICES: BATON ROUGE, LA - DALLAS, TX - BRADENTON, FLA - RALEIGH, NC - SOMERSET, NJ

INFO@ECOLITELED.COM



WWW.ECOLITELED.COM



1.844.LED.SWAP (533-7927)