



PROJECT NAME: _____
 NOTES: _____

CAT. #: _____
 FIXTURE SCHEDULE: _____

4 FT. BYPASS T8 TUBES *Single/Double Ended Power – Wattage & CCT Selectable
UL TYPE-B Series*



4 ft.

PRODUCT DESCRIPTION:

Part of the **VersaMax series**, the **4FT Bypass T8** delivers **up to 157 lumens per watt** with a lumen output range of **1,600 to 2,200 lumens**. Featuring **three wattage levels** and **five selectable color temperatures**, it provides **customizable illumination** for various applications. Designed for **single- or double-ended wiring**, it ensures **easy installation** and **broad fixture compatibility**. The **PET-coated glass diffuser** enhances safety meeting NSF-2 standards as well as being suitable for enclosed fixtures. **DLC 5.1 Standard qualified**, this lamp meets **high-performance efficiency standards** for commercial and industrial use.

FEATURES:

- Highly Efficient: 144 to 157 lumens per watt
- Three Wattage and Five Color Selectable
- PET Coated
- Easy retrofit into most common linear fluorescent fixtures
- Simple ballast bypass (Type B)
- Single and double ended wiring installation
- Suitable for enclosed fixture
- Suitable for damp locations
- 5 year limited warranty
- Rated Lifetime @ L70: 50,000 Hours

Ordering Information

FAMILY	WATTAGE*	LAMP TYPE	OPERATION	LENGTH	SELECTABLE	COLOR TEMPERATURE*	CONSTRUCTION
L = Linear Tube	10.5W 12.5W 14.5W	T8 = T8 Tube	SDE = Single-Ended/ Double-Ended	4 = 4ft	W = WATT Selectable	CCT Selectable CS = 3000K/3500K/ 4000K/5000K/ 6500K	PET -PCG = Coated Glass

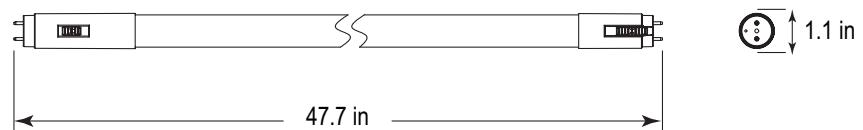
*NOTE: Default setting is at 12.5W and 4000K

Stocked Items

ORDER CODE	MODEL NUMBER	DLC CLASSIFICATION	DLC PRODUCT ID	DLC PROMARY USE
111997	L10.5T8SDE4WCS-PCG	Standard	S-MYBSMV	Internal Driver/Line Voltage (UL Type B) Lamps

Product Dimensions

PRODUCT	L	D
L10.5T8SDE4WCS-PCG	47.7 in	1.1 in.



Accessories (Sold Separately)

ORDER CODE	MODEL NUMBER	DESCRIPTION	IMAGE
103546	T8B-BBU	BATTERY BACK UP FOR TYPE B LINEAR	



5-year standard warranty (further details available at www.maxlite.com/warranties)

4 FT. BYPASS T8 TUBES

Single/Double Ended Power – Wattage & CCT Selectable
UL TYPE-B Series

Specifications

	L10.5T8SDE4WCS-PCG		
Length	4 ft.		
Base	G13		
Nominal Wattage (W)*	10.5W	12.5W	14.5W
Lumens Delivered (lm)	1600-1650 lm	1800-1900 lm	2100-2200 lm
Nominal Efficacy (lm/W)	147-157 lm/W	144-152 lm/W	145-152 lm/W
Color Temperature (K)*	3000K, 3500K, 4000K, 5000K, 6500K		
CRI	≥ 80		
Calculated L70 Lumen Maintenance	≥ 50,000 hours		
Dimming Technology	120V Phase cut dimming and Trail Edge with External Dimming Module		
Dimming Range	10-100%		
Input Voltage	120-277V AC, 60 Hz		
Power Factor	≥ 0.90		
Diffuser	PET Coated Glass		
Beam Angle	180°		
Surge Protection	700V for single ended, 1000V for double ended.		
Operating Temperature	-4°F to 113°F (-20°C to 45°C)		
Certifications	cULus classified, cULus components RU, FCC, Rohs Complaint, ETL Sanitation - Food Equipment Suitable for use in enclosed luminaires with maximum 4 lamps. Fixture Operating Temperature: 25°C/77°F (Check Instruction Manual for more information).		
Qualifications	DLC Standard		
Environment	Damp Locations. Enclosed Luminaires. Suitable for use in enclosed luminaires with maximum 4 lamps. Fixture Operating Temperature: 25°C/77°F (Check Instruction Manual for more information).		
Warranty	5 Years warranty. Check maxlite.com/warranties for details		
Case Quantity	25 pcs.		

*NOTE: Default setting is at 12.5W and 4000K

FCC Statement

NOTE: This equipment has been tested and found to comply with the limits for a class B digital device, pursuant to Part 15 of the FCC Rules. These limits are designed to provide reasonable protection against harmful interference in a residential installation. This equipment generates, uses and can radiate radio frequency energy and, if not installed and used in accordance with the instructions, may cause harmful interference to radio communications. However, there is no guarantee that interference will not occur in a particular installation.

If this equipment does cause harmful interference to radio or television reception which can be determined by turning the equipment off and on, the user is encouraged to try to correct the interference by one or more of the following measures:

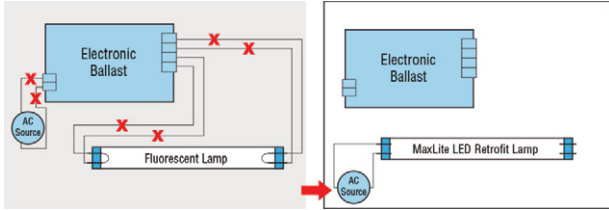
- Reorient or relocate the receiving antenna.
- Increase the separation between the equipment and receiver.
- Connect the equipment to an outlet on a circuit different from that to which the receiver is connected.
- Consult the dealer or an experienced radio/TV technician for help

4 FT. BYPASS T8 TUBES

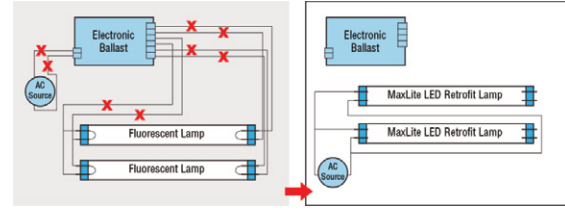
Single/Double Ended Power – Wattage & CCT Selectable
UL TYPE-B Series

Single-Ended Wiring Diagram:

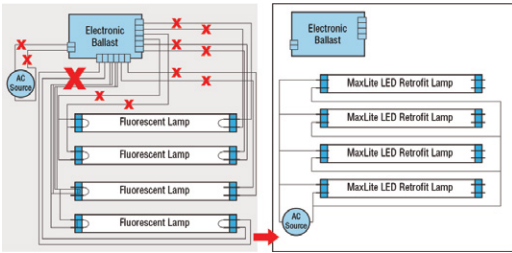
Retrofit with 1 lamp



Retrofit with 2 lamp

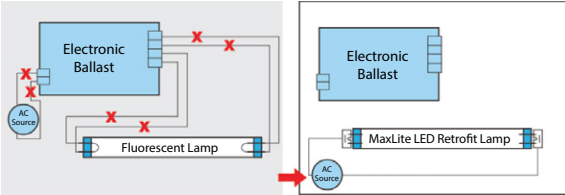


Retrofit with 3/4 lamp

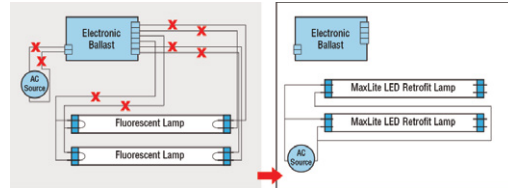


Double-Ended Wiring Diagram:

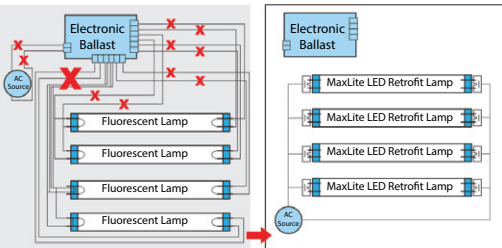
Retrofit with 1 lamp



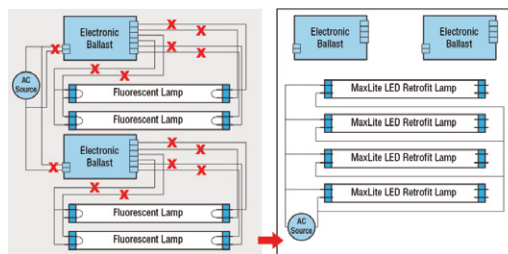
Retrofit with 2 lamp



Retrofit with 3 lamp



Retrofit with 3/4 lamp and 2 ballast



Dimmer Compatibility List:

Brand	Part Number	Compatible
Lutron	CTELV-303P-WH	✓
	MAELD-600-WH	✓
	SELV-300P-WH	✓
	NTEL-600-WH	✓
	MSLELV-600M-SW	✓
	DVEL-V-300P	✓